



Bulgaria and EU funding dedicated to R&I

**National event of Bulgaria
Synergies between Research and Innovation Funds:
the Stairway to Excellence
Sofia, 14 July 2016**

Mathieu Doussineau

European Commission, JRC-IPTS

Mathieu.doussineau@ec.europa.eu

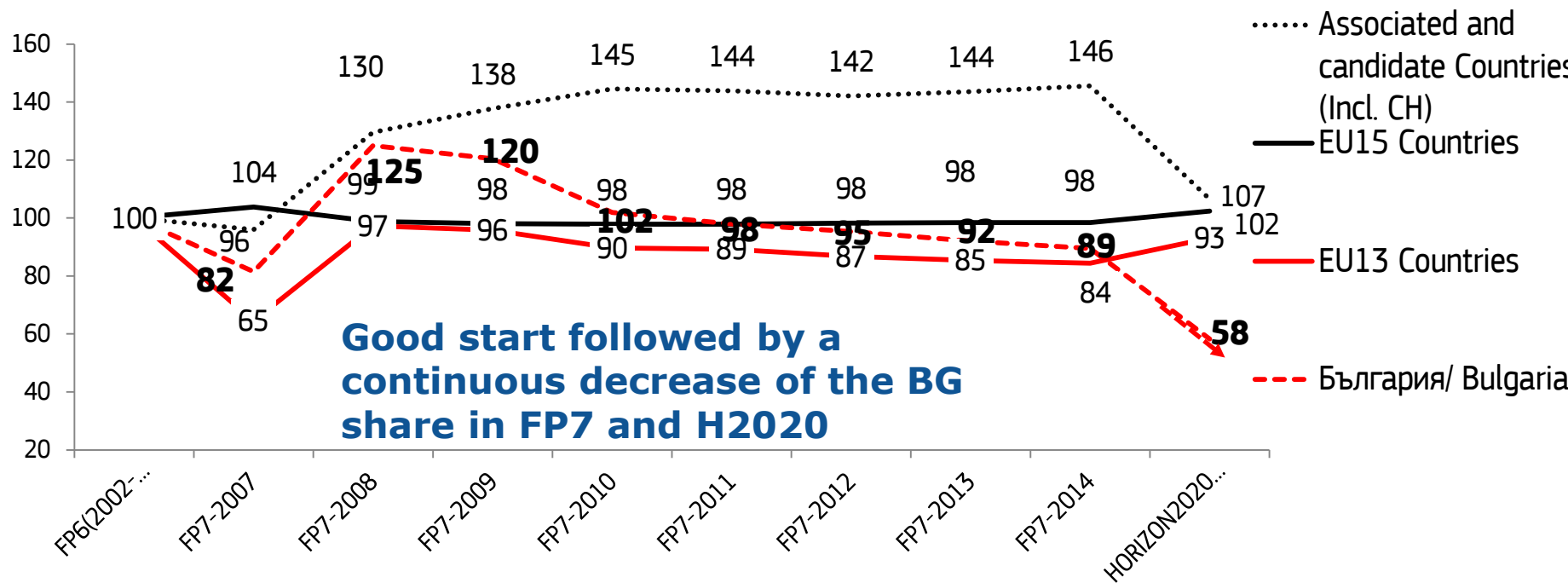
Questions we want to address

- *Is the performance of Bulgaria in competition-based programmes (FP7/H2020) in line with its real research capacities?*
- *What are the main characteristics of ESIF allocated to Bulgaria during the previous period and the current one? What can be said in the light of FP/H2020 participations?*
- *What can be learnt from the previous financial period 2007-2013?*

Main characteristics of Bulgarian participation in FP7/H2020

- The level of R&D expenditure based on GDP in Bulgaria (0.65%) is **lower** than the EU13 average (1.05%) and **lower** than the EU15 countries (2,09%).
- The Bulgarian FP financial contribution per inhabitant (FP7:1.84€/inhabitant/year, H2020:1.70, **-8%**) is **lower than** the EU13 average (FP7:2.54€, H2020:3.45, **+35%**) and remains **far below** the EU15 average (FP7:13.6€, H2020:18.71, **+37%**)
- BG share of FP7 budget decreased compared to FP6 and **decreased significantly** in the first calls of H2020.

Evolution of the Share of EU FP contribution received

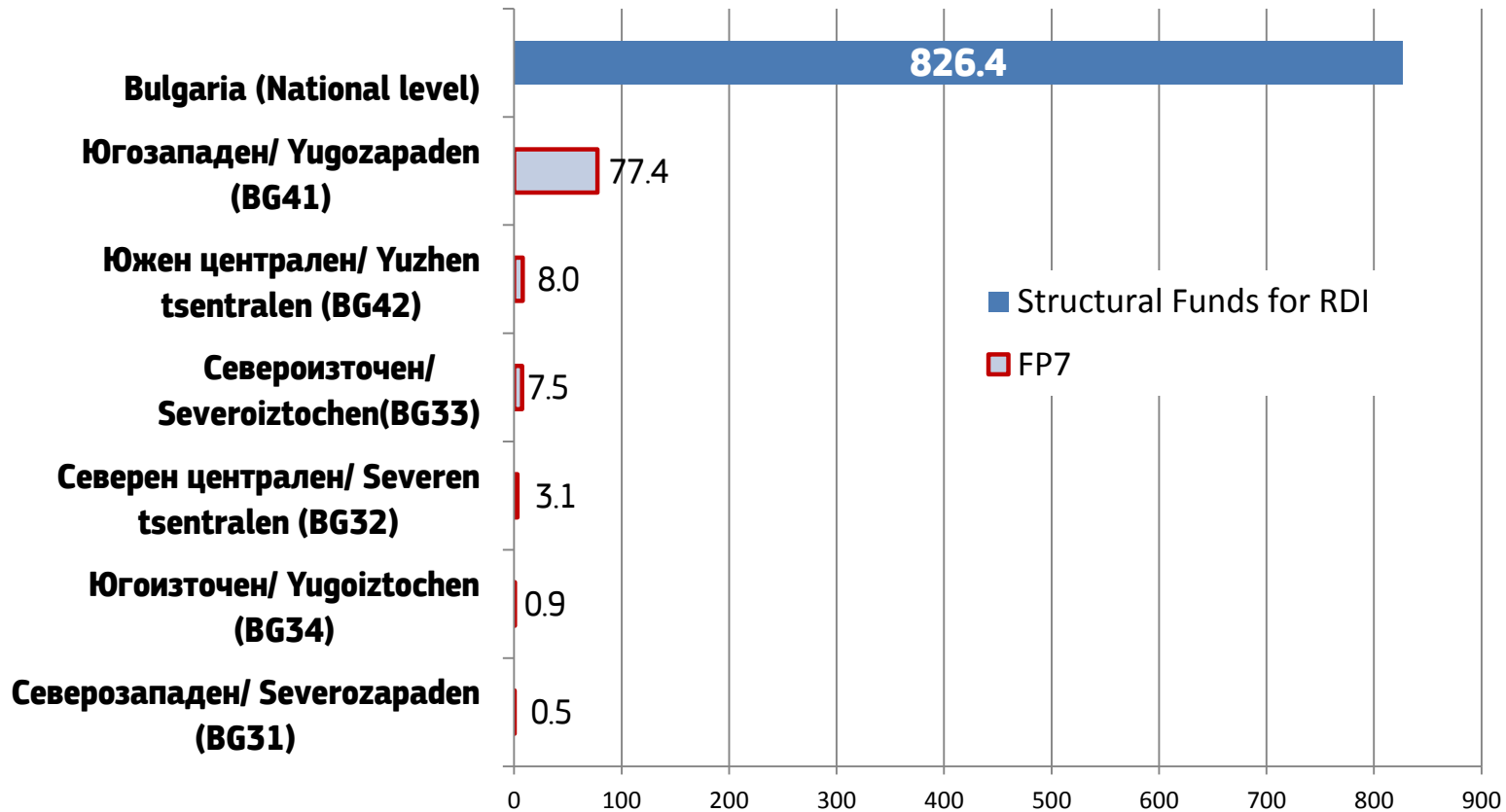


Main characteristics of absorption of ESIF

- During the last financial period, ESIF dedicated to R&I in Bulgaria represented **8 times** the amount received by the country in the FP7 (816 €Mln vs 97 €Mln for the FP7)- this ratio is **1.5 for Spain** for instance.
- In terms of funding absorption, Bulgaria has consumed **More** than the amount dedicated to R&I initially adopted (a total of 107% absorption rate) with disparities between activities and OPs

Over-consumption in R&TD infrastructure and centres of competence in a specific technology (158,4%) and Under-consumption in the priorities linked to support to private firms (Including SMEs)

Regional breakdown EU Funding received by Bulgaria between 2007 and 2013



During the period 2014-2020

~€40 billion of the ERDF budget for 11 thematic objectives is allocated to TO1

- Over half of TO1 allocation will be invested in 4 countries: PL, ES, DE and IT.

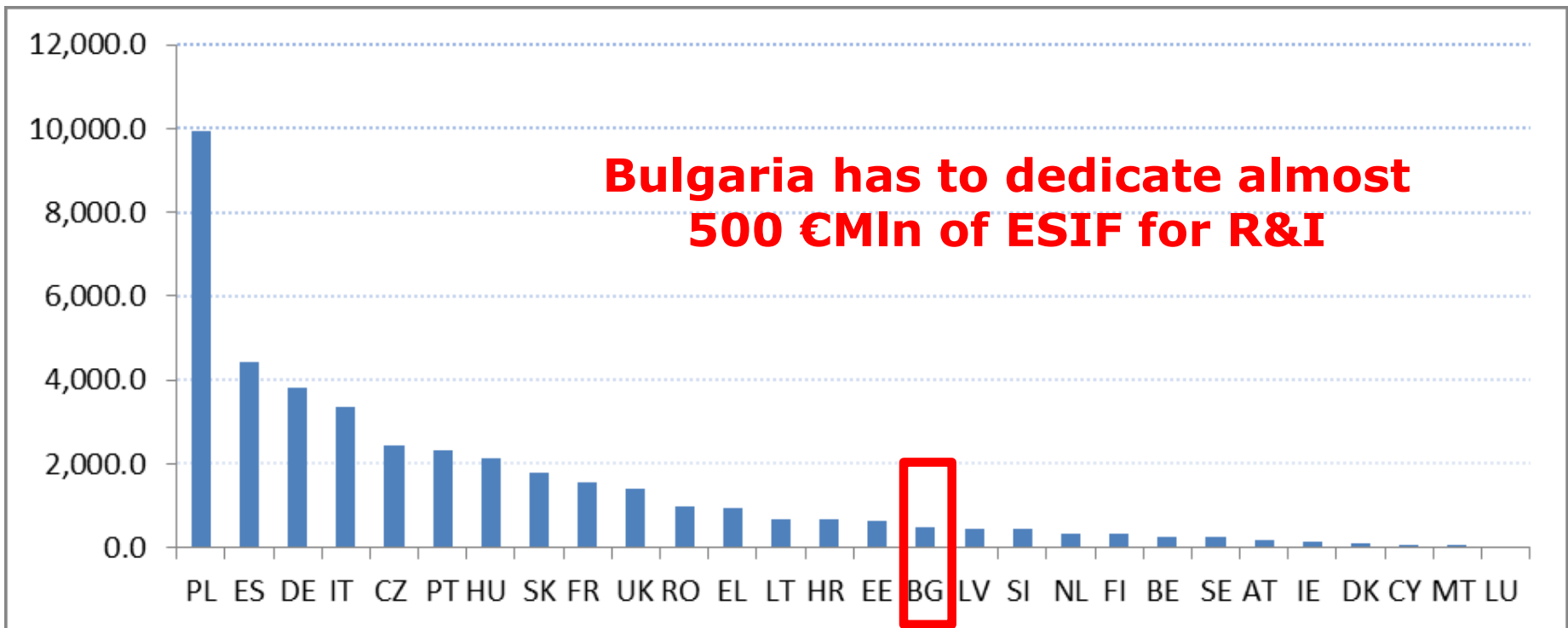
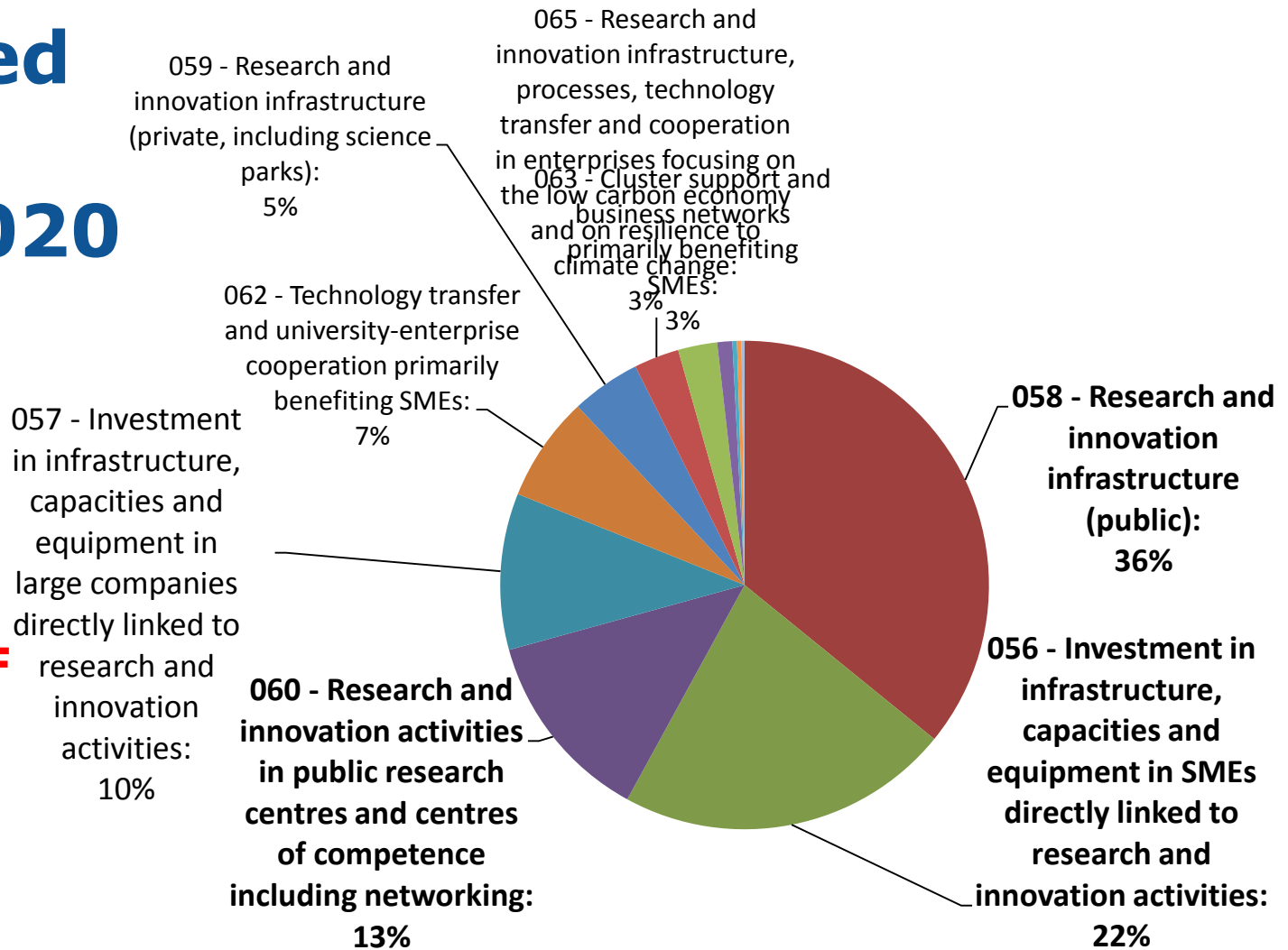
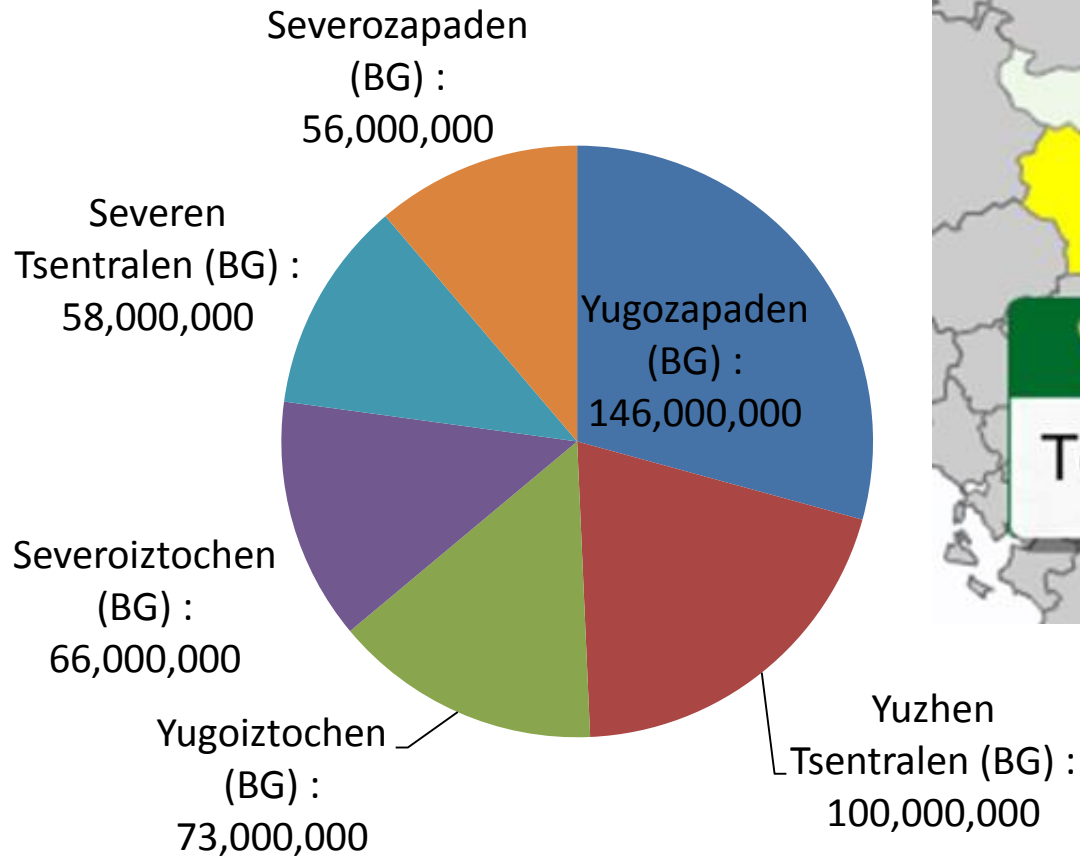


Figure. Financial allocation to TO1 ERDF, (million euros) subject to possible changes until all operational programmes are adopted

ESIF dedicated to R&I 2014-2020 (TO1)

**Where ESIF
should be
allocated ?**





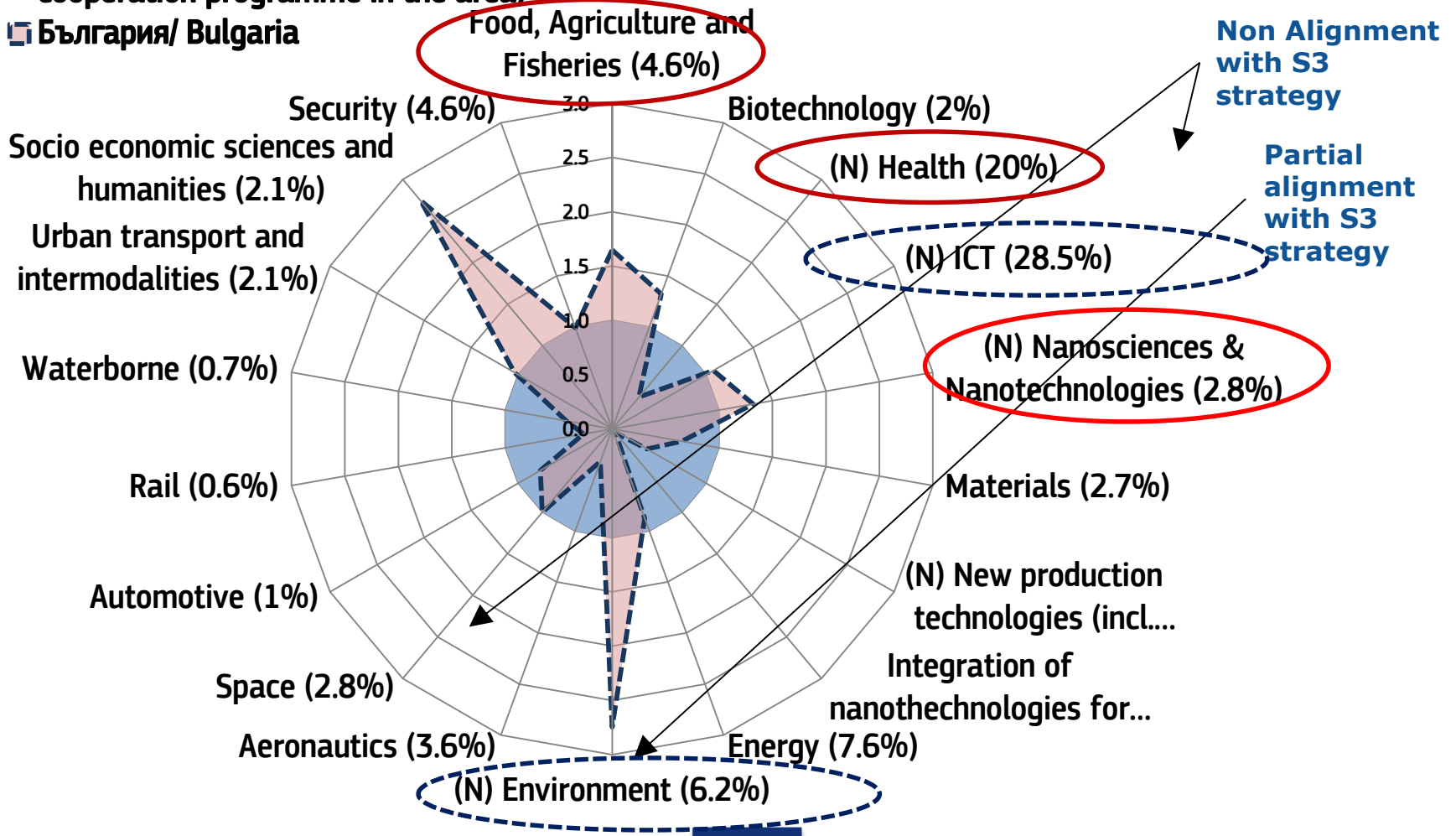
What can be learnt from the previous financial period 2007-2013?

- ✓ ***Smart specialisation strategy is the new element in the picture***
- *Analysis of the participation in the FP7 can bring information about specialisation areas*
 - Among specialisation areas chosen in the RIS3 strategy, 4 are partially aligned with the Bulgarian FP7 specialisation profile.
 - In terms of funding, 57% of the FP7 funding can be estimated as being aligned to specialisation areas

■ Framework programme 7 (% of FP7 budget dedicated to cooperation programme in the area)

■ България/ Bulgaria

(N): National smart specialisation area chosen



Distribution of FP EC contribution in cooperation programme

Over-represented area (overdistribution compared to the FP average)

Aeronautics

Waterborne (RIS3)

Urban transport (RIS3)

New Materials

New production processes

Social Sciences and humanities

Food & agriculture

Biotech

Environment (RIS3)

Under represented area (underdistribution compared to the FP average)

Health (RIS3)

ICT (RIS3)

Energy (RIS3)

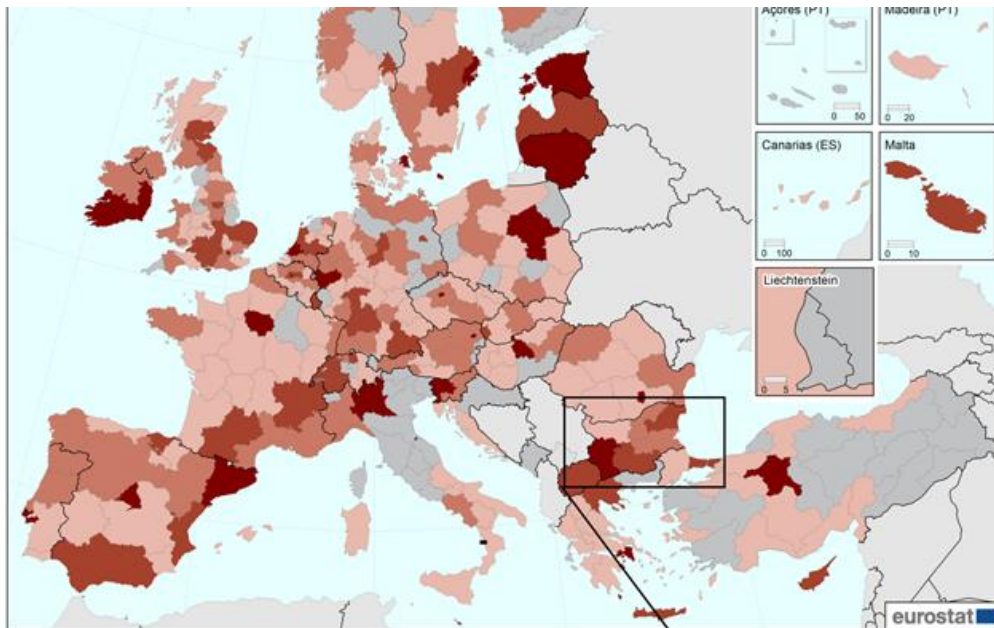
Space (RIS3)

Automotive (RIS3)

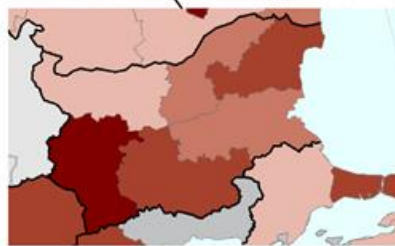
Rail (RIS3)

Security (RIS3)

Origins of organisations collaborating with Bulgaria in FP7



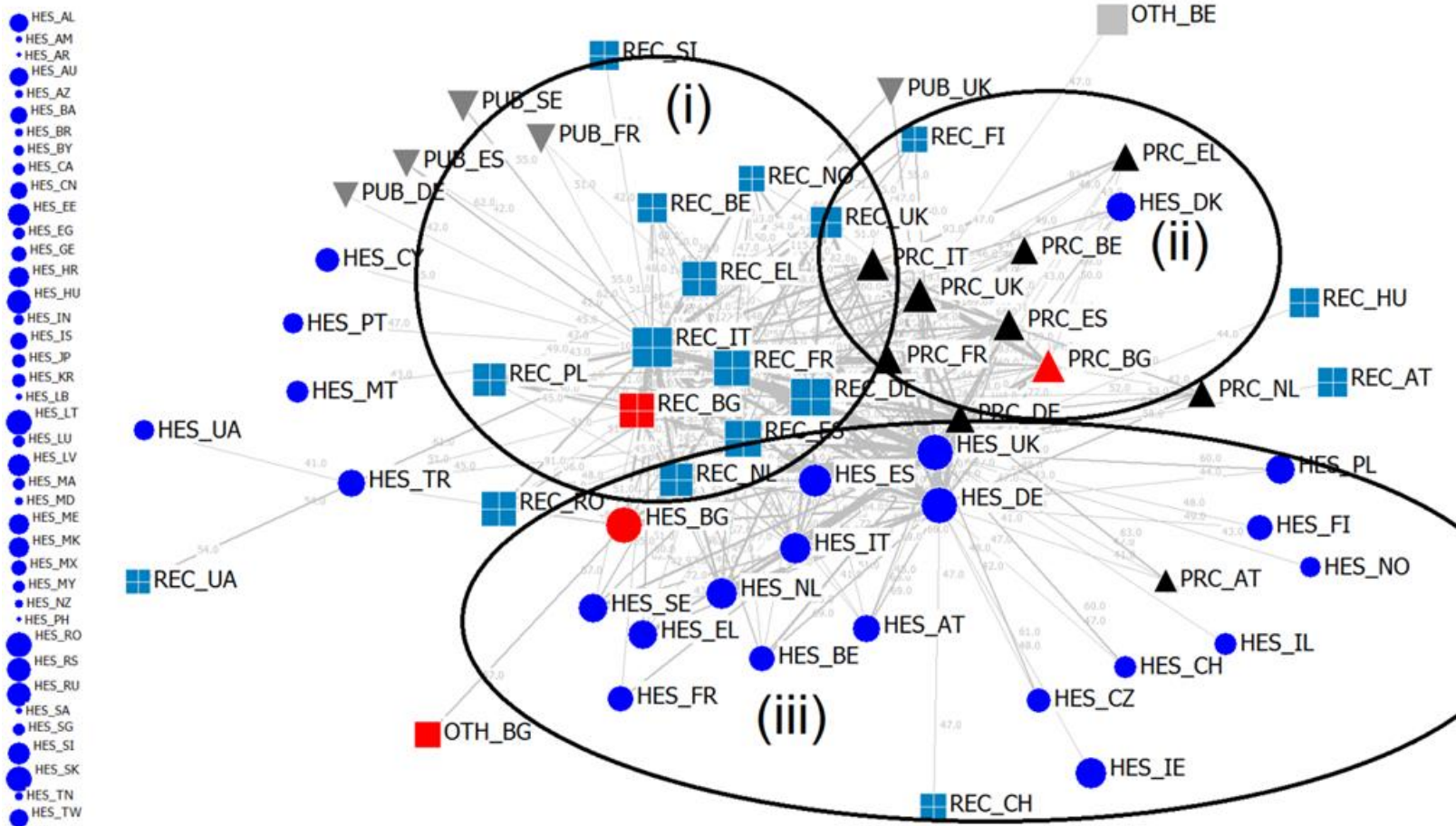
Administrative boundaries: © EuroGeographics © UN-FAO © Turkstat



CODE	Country	Nbr of Collaborations
FR10	Île de France	180
EL30	Attiki	136
ITE4	Lazio	132
ES30	Comunidad de Madrid	126
BE10	Région de Bruxelles-Capitale / Brussels Hoofdstede	121
AT13	Wien	114
R032	București - Ilfov	104
HU10	Közép-Magyarország	99
UKI1	Inner London	98
NL33	Zuid-Holland	95

Source: JRC/IPTS calculated using the FP7 contracts

The main collaboration network of Bulgaria in the FP7



Conclusions and questions

- *Bulgaria is under-performing in FP7/H2020 considering the research capacities and assets of the country. Moreover the share of funding in H2020 is decreasing drastically in the first calls of H2020*
- *Competition between the 2 main EU sources of funding for R&I?*

Based on what we know from the previous period and knowing the new context of the new period (RIS3 strategies, higher competition in H2020 etc.).

Which policy actions at EU or national level could be implemented in order to favour synergies of Funding?



European
Commission

Thank you!



Stairway to Excellence
Cohesion Policy and the Synergies with the
Research and Innovation Funds
Estonia (EE)
Facts & Figures



July 2015



<http://s3platform.jrc.ec.europa.eu/stairway-to-excellence>