



Romania and EU funding dedicated to R&I

**National event of Romania
Synergies between Research and Innovation Funds:
the Stairway to Excellence
Bucharest, 22 June 2016**

Mathieu Doussineau

European Commission, JRC-IPTS

Mathieu.doussineau@ec.europa.eu

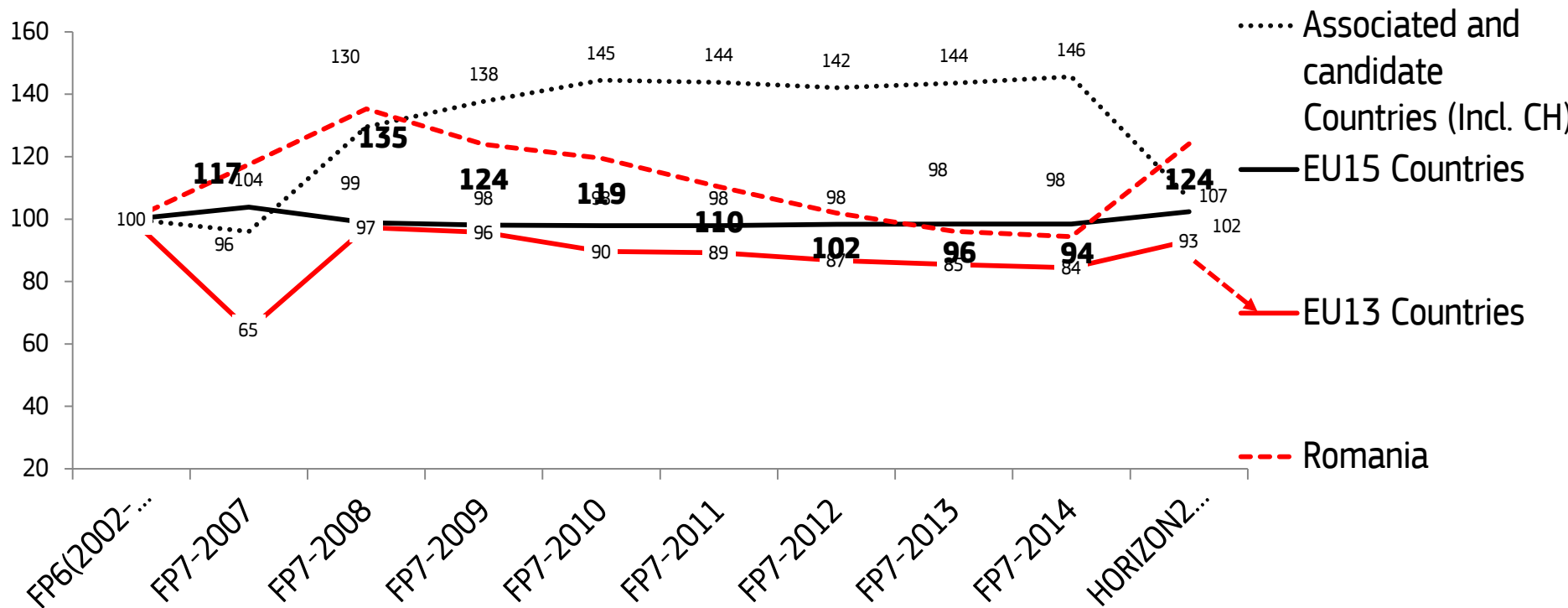
Questions we want to address

- *Is the performance of Romania in competition-based programmes (FP7/H2020) in line with its real research capacities?*
- *What are the main characteristics of ESIF allocated to Romania during the previous period and the current one? What can be said in the light of FP/H2020 participations?*
- *What can be learnt from the previous financial period 2007-2013?*

Main characteristics of Romanian participation in FP7/H2020

- The level of R&D expenditure based on GDP in Romania (0.39%) is **lower** than the EU13 average (1.05%) and **lower** than the EU15 countries (2,09%).
- The Romanian FP financial contribution per inhabitant (FP7:0.91 €/inhabitant/year, H2020:1.65, **+55%**) is **lower than** the EU13 average (FP7:2.54€, H2020:3.45, **+35%**) but remains **far below** the EU15 average (FP7:13.6€, H2020:18.71, **+37%**)
- RO share of FP7 budget decreased compared to FP6 and **increased significantly** in the first calls of H2020.

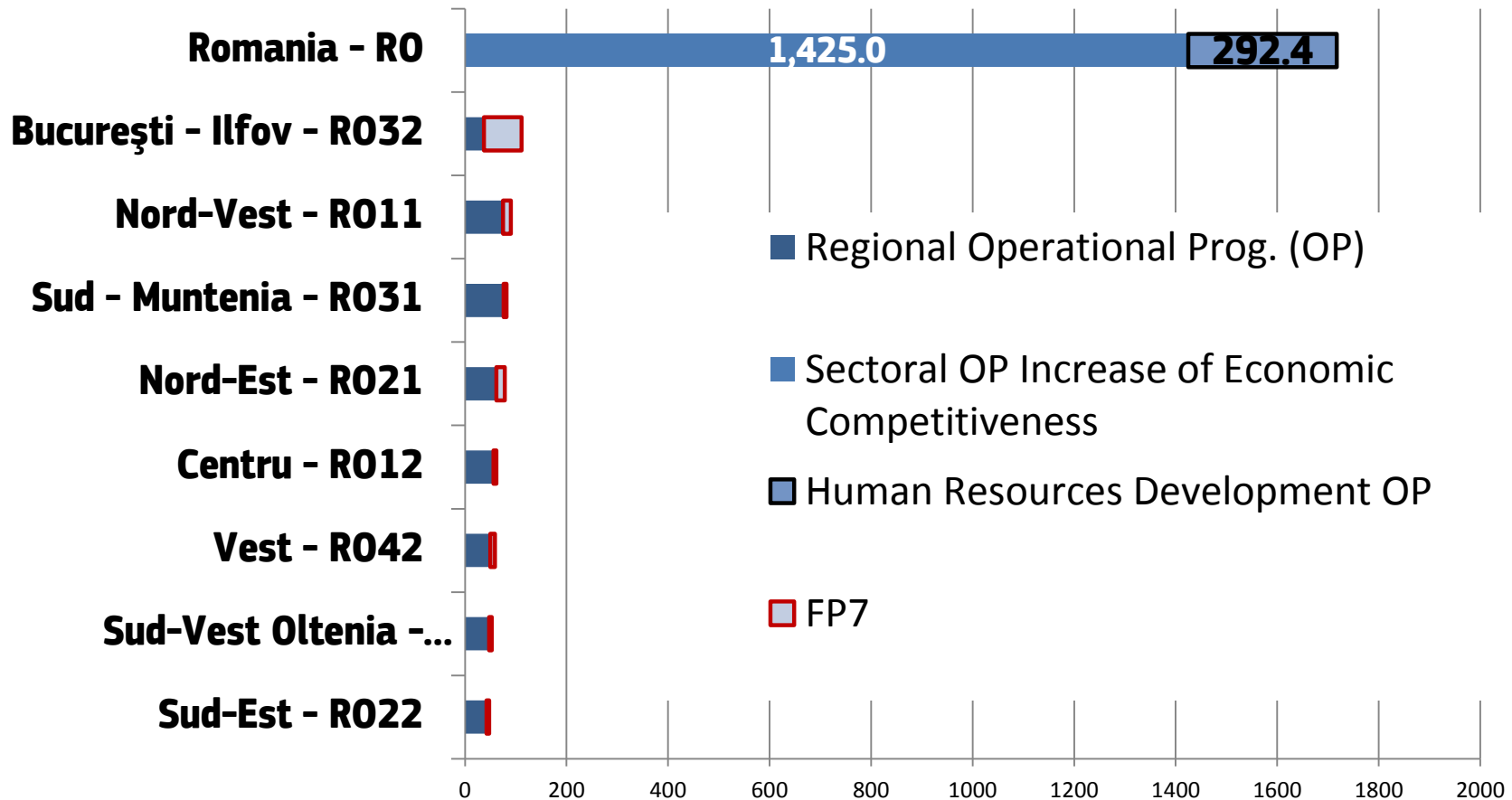
Evolution of the Share of EU FP contribution received



Main characteristics of absorption of ESIF

- During the last financial period, ESIF dedicated to R&I in Romania represented **16 times** the amount received by the country in the FP7 (2.16 €Bn vs 136.6 €Mln)- this ratio is 1.5 for Spain for instance.
- In terms of funding absorption, Romania has consumed **less** than the amount dedicated to R&I initially adopted (85% absorption rate) with disparities between activities and OPs
 - Over-consumption in the OP Human Resources Development (102,6%) and Under-consumption in the OP Increase of Economic Competitiveness (85.1%) and in the regional OP (77,3%)

Regional breakdown EU Funding received by Romania between 2007 and 2013



During the period 2014-2020

~€40 billion of the ERDF budget for 11 thematic objectives is allocated to TO1

- Over half of TO1 allocation will be invested in 4 countries: PL, ES, DE and IT.

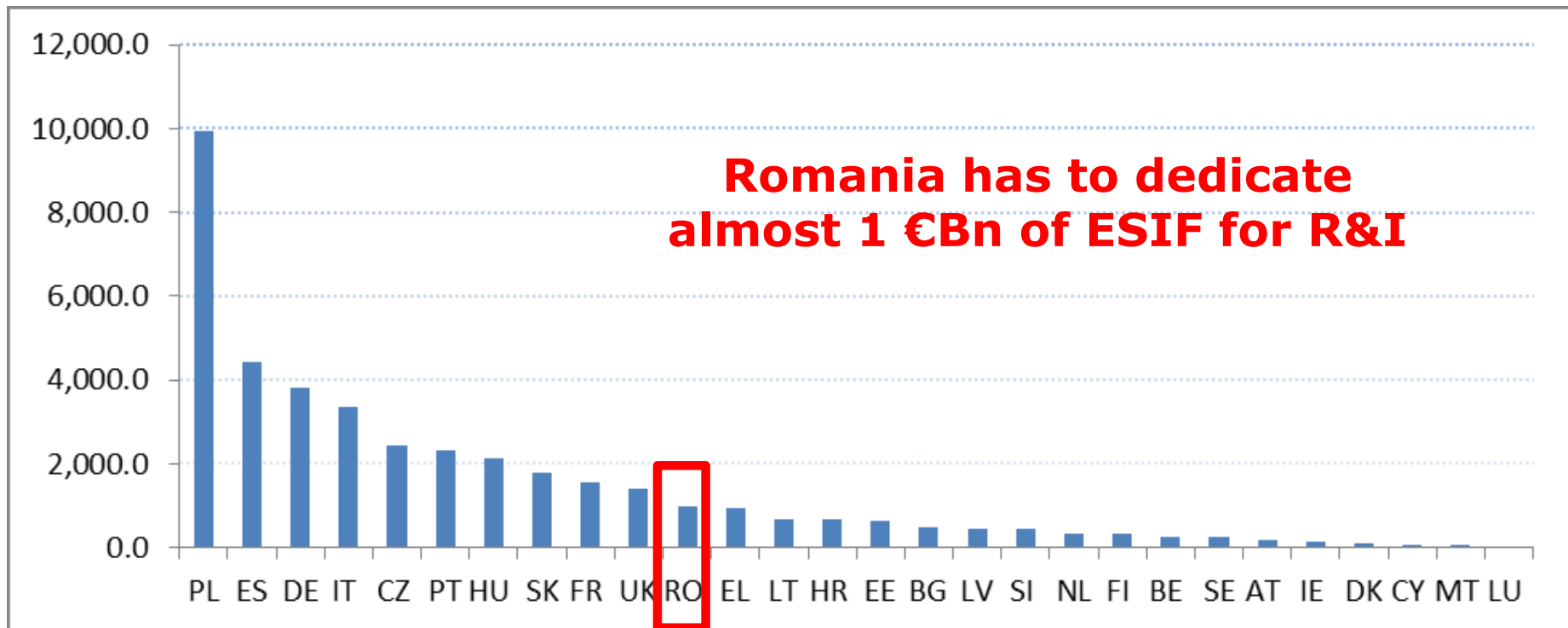
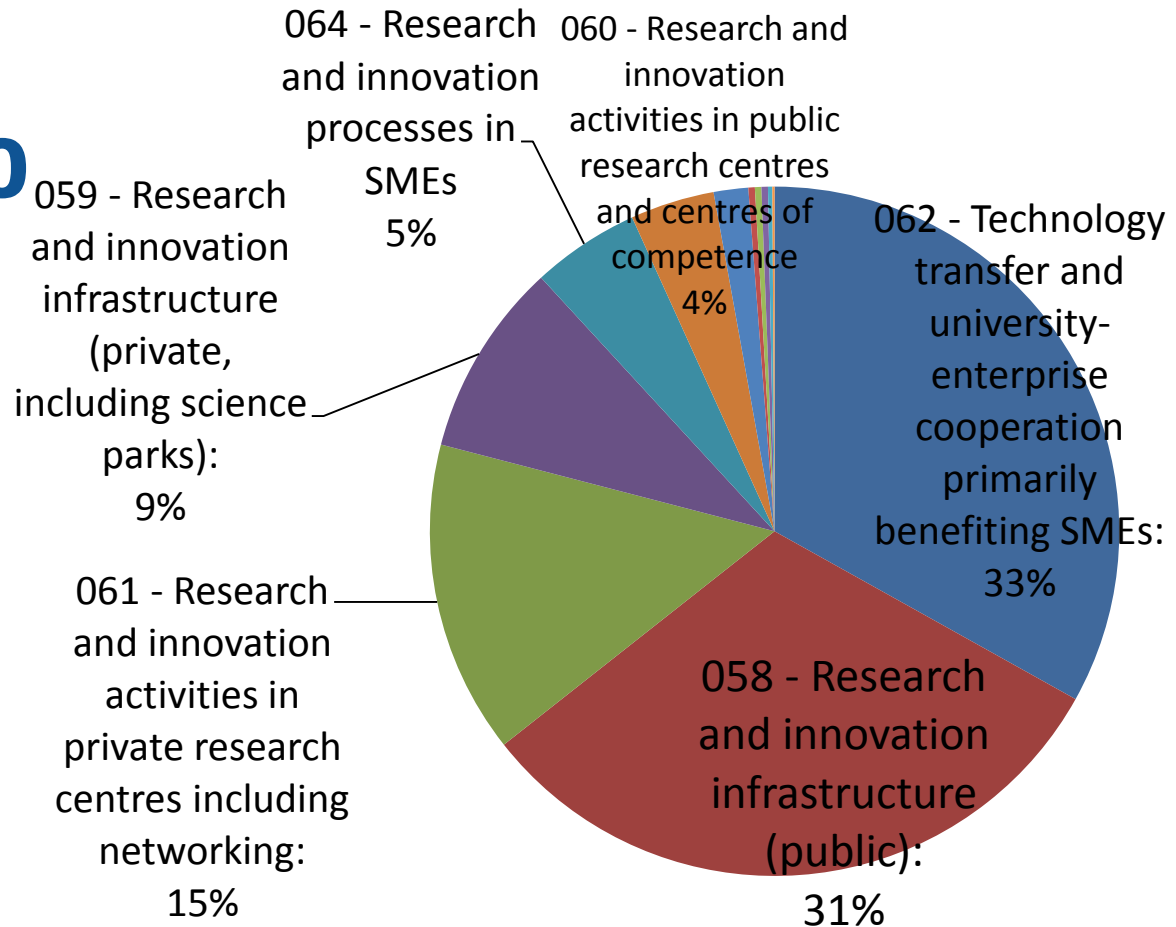


Figure. Financial allocation to TO1 ERDF, (million euros) subject to possible changes until all operational programmes are adopted

ESIF dedicated to R&I 2014-2020 (TO1)

**Where ESIF
should be
allocated ?**



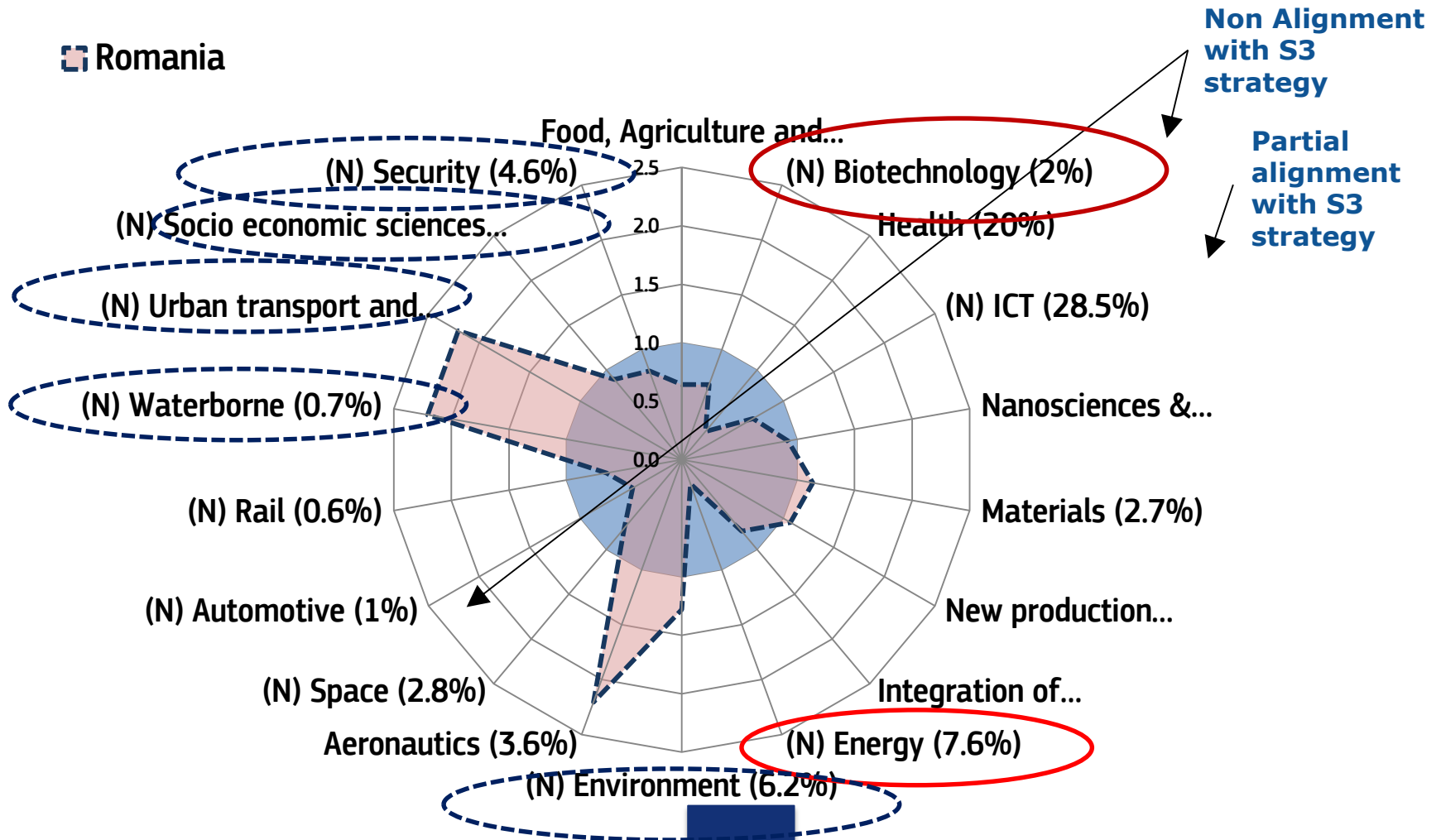
What can be learnt from the previous financial period 2007-2013?

- ✓ ***Smart specialisation strategy is the new element in the picture***
- *Analysis of the participation in the FP7 can bring information about specialisation areas*
 - Among specialisation areas chosen in the RIS3 strategy, 4 are partially aligned with the Romanian FP7 specialisation profile.
 - In terms of funding, 63% of the FP7 funding can be estimated as being aligned to specialisation areas

■ Framework programme 7 (% of FP7 funding in the area)

(N): National smart specialisation area chosen

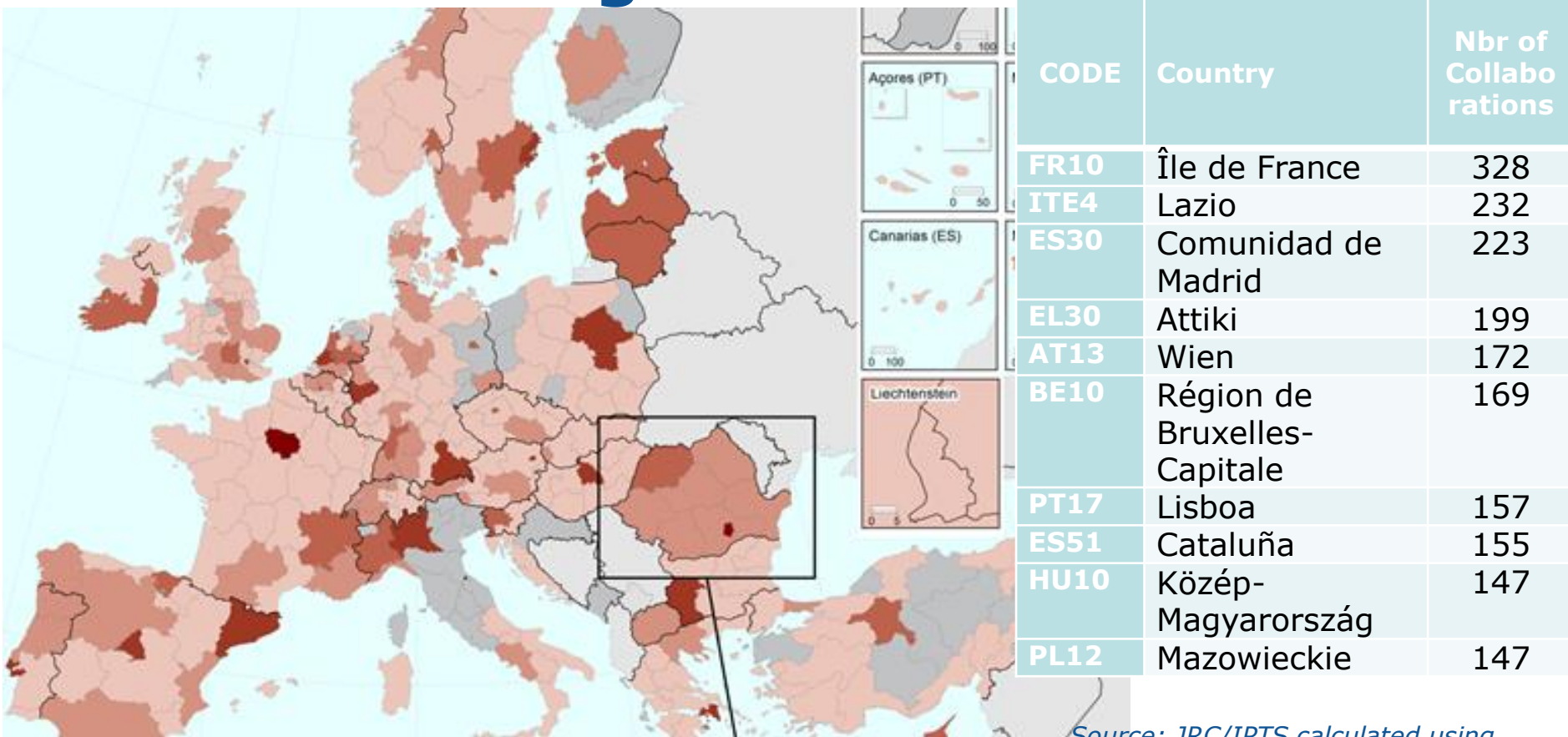
■ Romania



Distribution of FP EC contribution in cooperation programme

Over-represented area (overdistribution compared to the FP average)	Under represented area (underdistribution compared to the FP average)
Aeronautics	Food & agriculture
Waterborne (RIS3)	Biotech (RIS3)
Urban transport (RIS3)	Health
New Materials	ICT (RIS3)
New production processes	Energy (RIS3)
	Environment (RIS3)
	Space (RIS3)
	Automotive (RIS3)
	Rail (RIS3)
	Security (RIS3)

Origins of organisations collaborating with Romania in FP7



Source: JRC/IPTS calculated using the FP7 contracts

Conclusions and questions

- *Romania under-performing in FP7/H2020 considering the research capacities and assets of the country. Nevertheless the share of funding in H2020 is improving*
- *The situation seems to be similar to the previous period with a competition between the 2 main EU sources of funding for R&I*

Based on what we know from the previous period and knowing the new context of the new period (RIS3 strategies, higher competition in H2020 etc.).

Which policy actions at EU or national level could be implemented in order to favour synergies of Funding?



European
Commission

Thank you!



Stairway to Excellence
Cohesion Policy and the Synergies with the
Research and Innovation Funds
Estonia (EE)
Facts & Figures



July 2015



<http://s3platform.jrc.ec.europa.eu/stairway-to-excellence>