



Stairway to Excellence (S2E)

Achieving better synergies between ESI Funds and other EU Funding Programmes

Andrea Conte, PhD

European Commission

DG Joint Research Centre

Warsaw, 27/04/2015

Smart Specialization

Smart Specialization Platform:

- Since 2011 supporting Member States & Regions to design and implement their S3 by identifying a limited number of R&D and industrial activities with **high innovation potential**.

POLAND

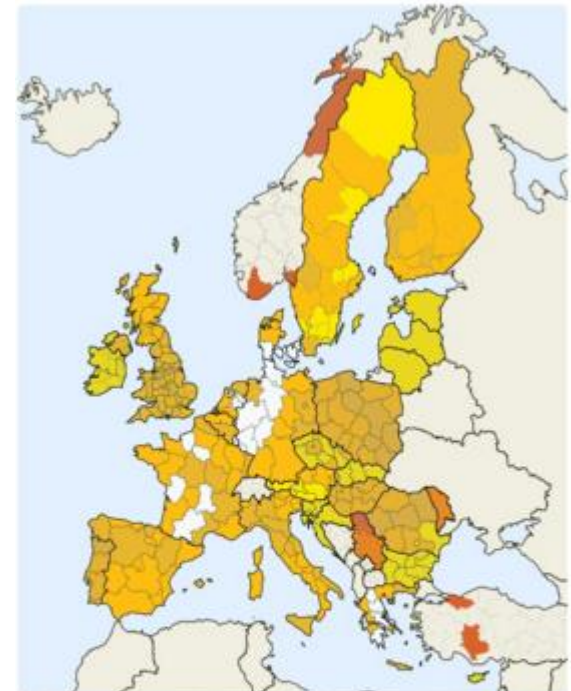
Facts & Figures

Contacts

[RIO-PSF page - POLAND](#)

[National S2E Profile](#)

S3 Priorities



- EU Countries registered in S3P: 18
- EU Regions registered in S3P: 167
- Non-EU Countries registered in S3P: 2
- Non-EU Regions registered in S3P: 7
- S3P Peer-reviewed Countries: 15
- S3P Peer-reviewed Regions: 60

Objectives of S2E

Stairway to Excellence (S2E) Initiative:

- Pilot Project funded by the European Parliament
- Initiated in October 2014 (Launching Conference in Prague)

Objectives:

- The provision of assistance to Member States and Regions to enhance the value of these two EU funding sources for R&I by promoting their combination (2015/2016: focus on EU13).
- Stimulating the early and effective implementation of national and regional Smart Specialisation Strategies.

Stakeholders Involvement:

- COM services (JRC, REGIO, RTD, ENER, CNECT, GROW) and other European Institutions (EP, CoR, EIT)
- Stakeholders' Representatives (EARTO, EBN, ERRIN, KICs)
- Regions and Member States (S3P network, S2E National events)
- FP / H2020 Network (NCP, regional networks, innovation agencies)

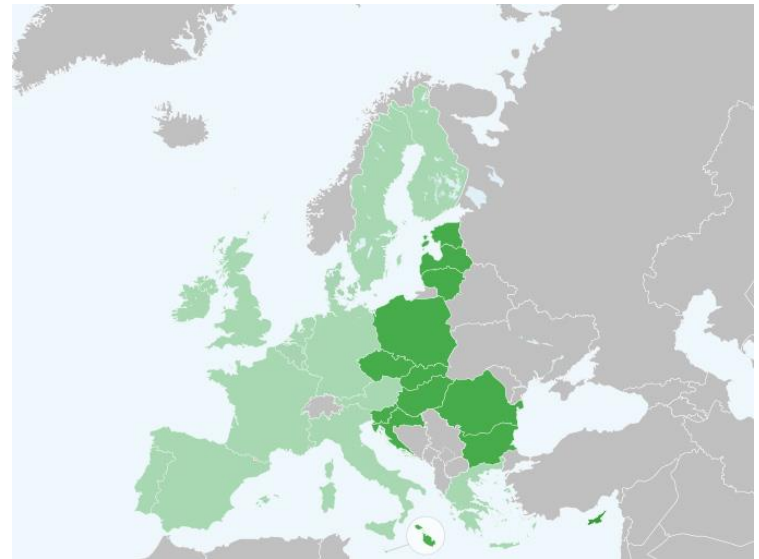
National S2E Events

- **A better understanding of the national innovation ecosystem**
- **Raising awareness of the actions needed to enable synergies**
- **Sharing experiences in combining different EU funds**

The events are open to national and regional MAs, NCPs, national authorities in charge of RIS3, selected experts and representatives from business and research organisations.

<u>Slovenia</u>	(April 2016)
<u>Estonia</u>	(March 2016)
<u>Czech Republic</u>	(March 2016)
<u>Lithuania</u>	(October 2015)
<u>Malta</u>	(July 2015)
<u>Slovakia</u>	(June 2015)
<u>Latvia</u>	(April 2015)
<u>Croatia</u>	(March 2015)

Forthcoming Events: Hungary, Romania, Bulgaria, Cyprus





European
Commission

Eye@RIS3

- Research & Innovation Capabilities
- Business Areas & Target Market
- EU Priority

EU Priority

Aeronautics & space ▼

Select

Aeronautics & space

Blue growth

Cultural & creative industries

Digital Agenda

Nature & biodiversity

KETs

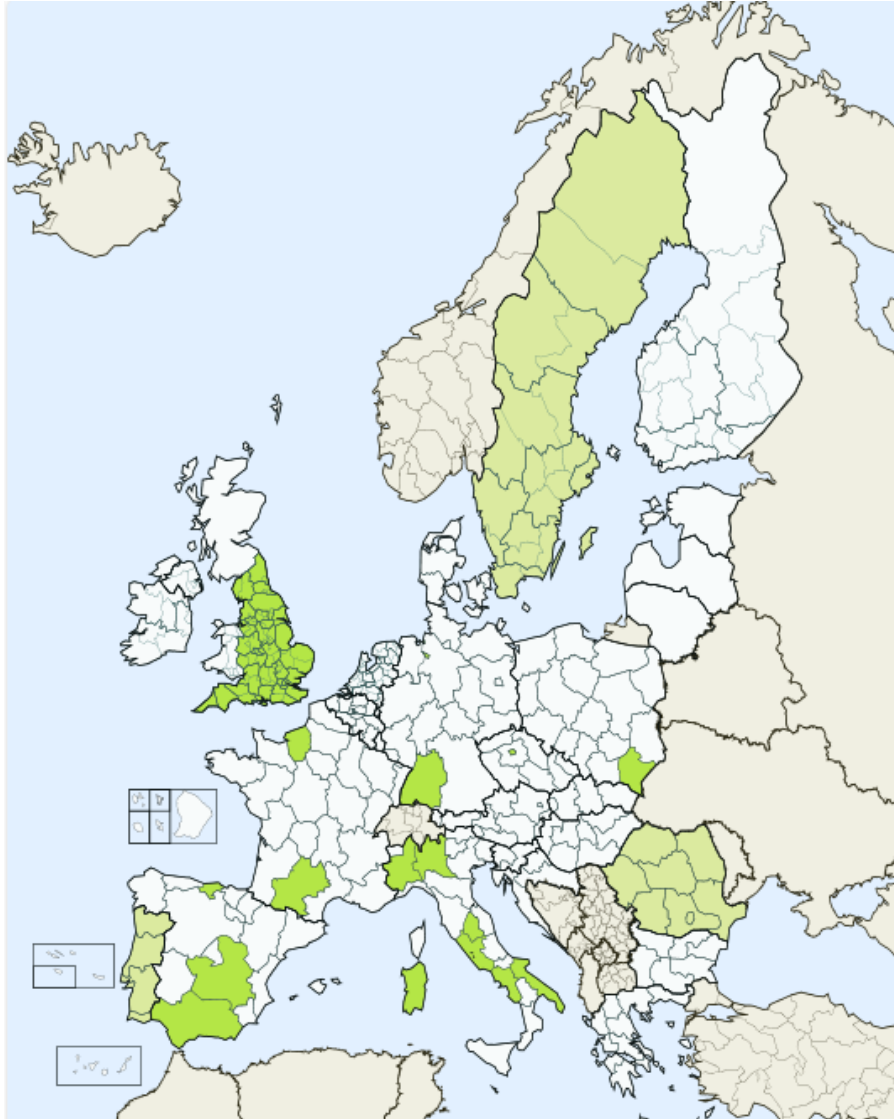
Public health & security

Service innovation

Social innovation

Sustainable innovation

Specific local policy priority



Stairway to Excellence (S2E) Initiative

Economic Rationale

- Structure of R&I Investment at the European Level (GBAORD) across public/private division and geographical composition
- New Role of ESIF in supporting broad intangibles investments
- Leverage effect of EC R&I funding by matching programmes with:
 - ✓ (apparently) different objectives – efficiency and effectiveness of R&I investments
 - ✓ different management of the programmes. ESIF supports catching-up MSs & regions more competitive in spatially blind & excellence-based H2020 calls.
 - ✓ different support to innovation life cycle. Beyond a stronger innovation generation capacity (*upstream activities*), there is room for increasing innovation absorption capacity (*downstream activities*) in the context of past R&I projects.

Legal Novelties

- Synergies under the new MFF 2014-2020 (COM Guide on Synergies, spring 2014)

General macro-economic indicators

	EU13*	EU15	EU28
Population	105 127 027	401 484 800	506 611 827
GDP - Euro per capita	10 417	29 800	25 700
GDP - Euro per capita in % of EU average	40.5	115.3	100
R&D expenditure - Total (million Euro)	11 521.81	260 036.97	271 558.78
R&D expenditure - Total [% of GDP]	1.05	2.09	2.01
R&D expenditure - Business Enterprise Sector (BES) [% of GDP]	0.54	1.34	1.28
R&D expenditure - Government Sector (GOV) [% of GDP]	0.23	0.25	0.25
R&D expenditure - Higher Education Sector (HES) [% of GDP]	0.27	0.49	0.47
R&D expenditure - Private non-Profit Sector (PnP) [% of GDP]	0.004	0.02	0.02
R&D Personnel** - Total (% of active population)	0.62	1.25	1.12
R&D Personnel - BES (% of active population)	0.25	0.69	0.60
R&D Personnel - GOV (% of active population)	0.15	0.15	0.15
R&D Personnel - HES (% of active population)	0.22	0.39	0.36
R&D Personnel - PnP (% of active population)	0.002	0.01	0.01
Unemployment Rate***	9.9	9.50	9.60

Source: Compiled and calculated by using Eurostat 2013

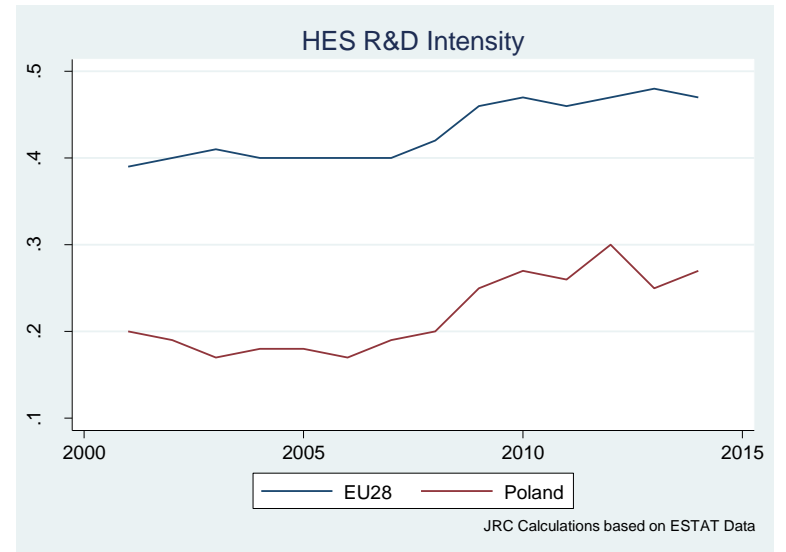
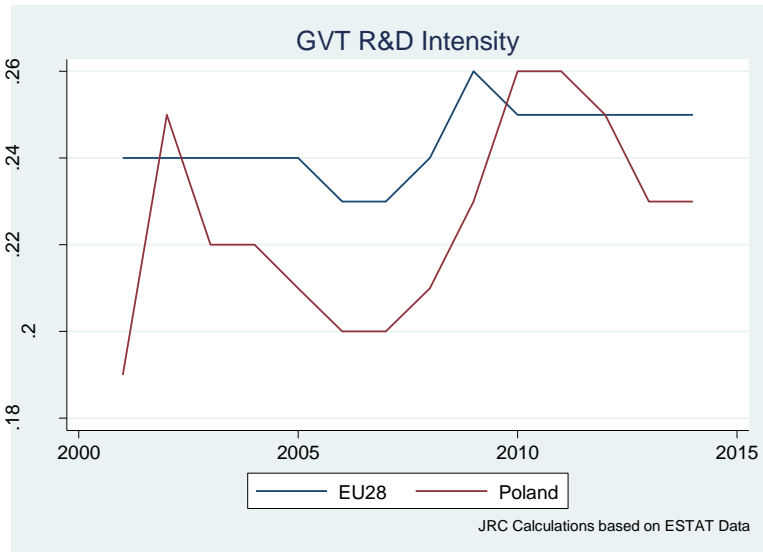
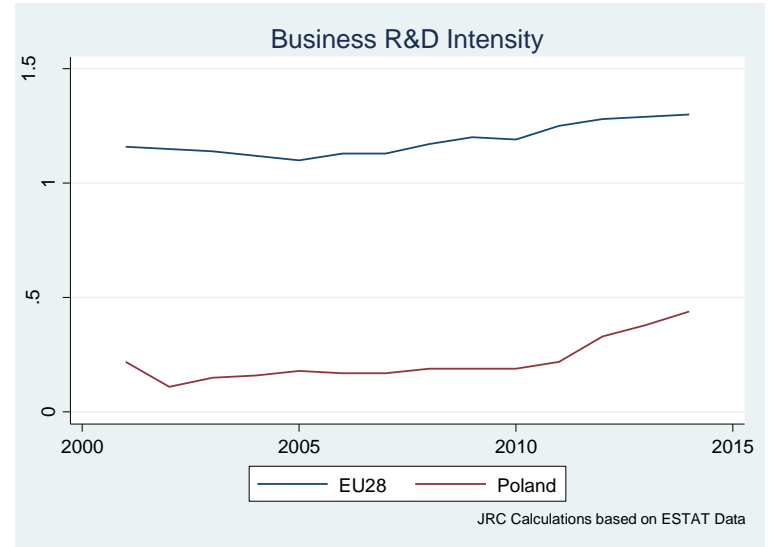
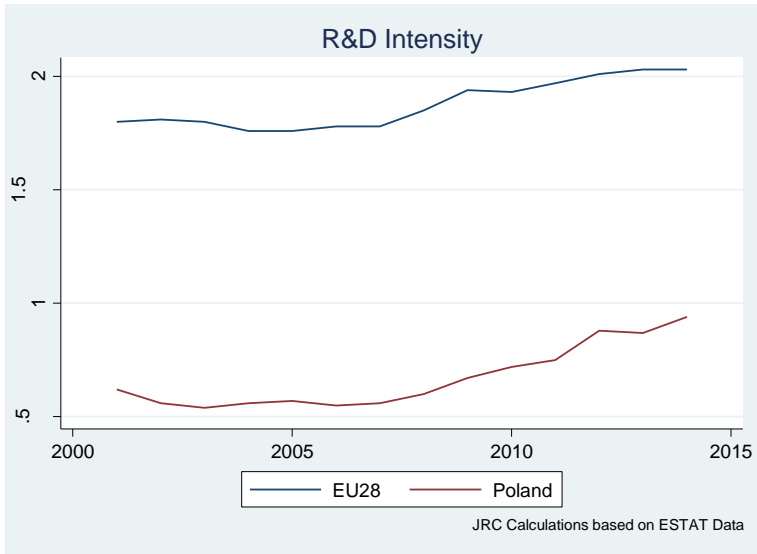
* EU13 aggregate not available in EUROSTAT

** R&D personnel refer to the number of full time equivalent R&D personnel.

***Unemployment uses latest available figures for 2013 age group 15 years and over.



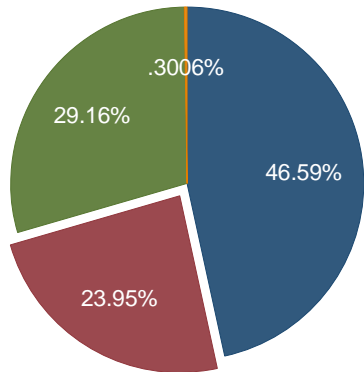
European
Commission





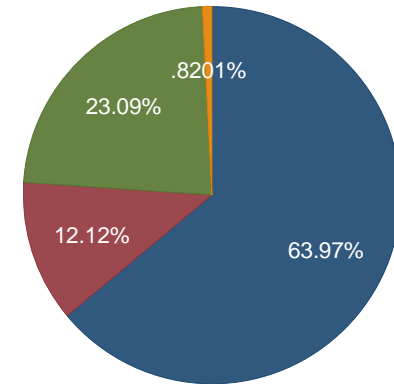
European
Commission

R&D Investment - Poland 2014



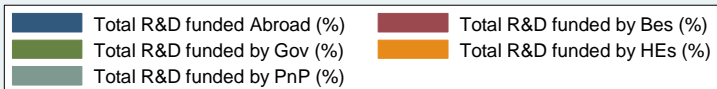
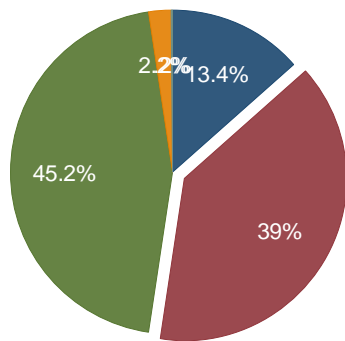
JRC Calculations based on ESTAT Data

R&D Investment - EU28 2014



JRC Calculations based on ESTAT Data

R&D Funding - Poland 2014



JRC Calculations based on ESTAT Data

Gross Capital Formation

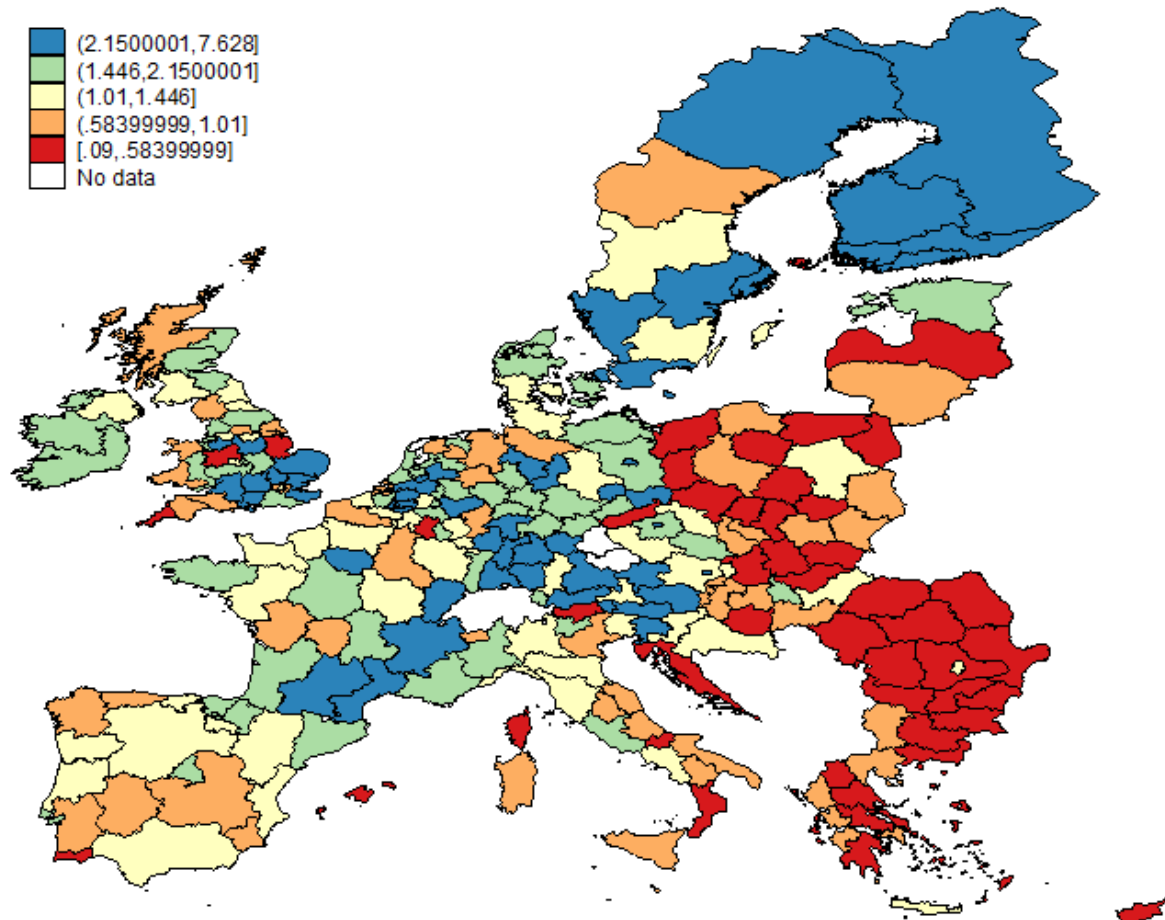


JRC Calculations based on ESTAT Data



European
Commission

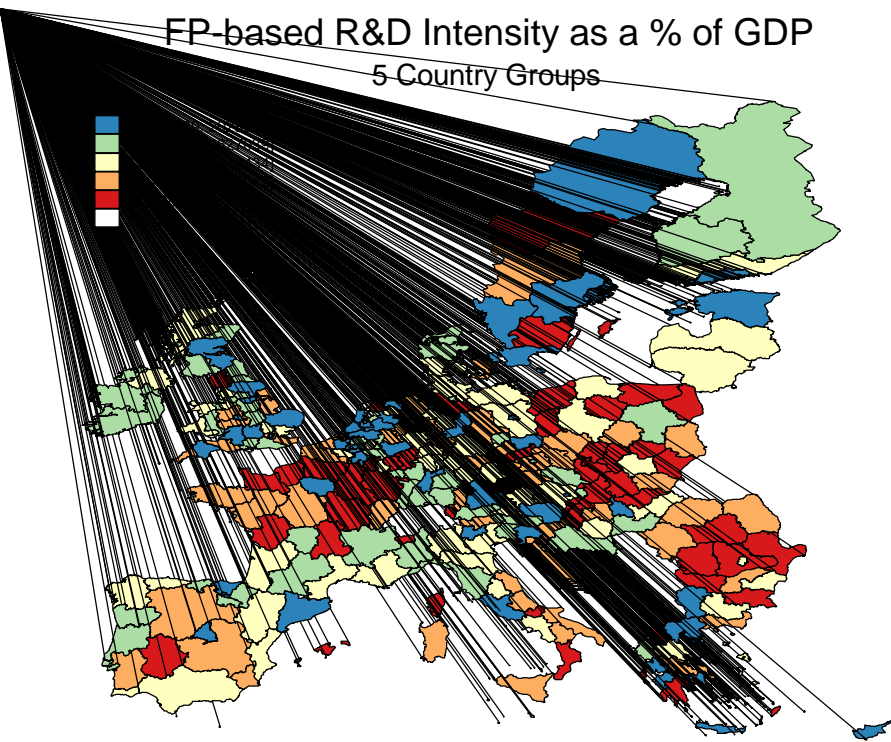
Regional R&D Intensity as a % of GDP 5 Country Groups



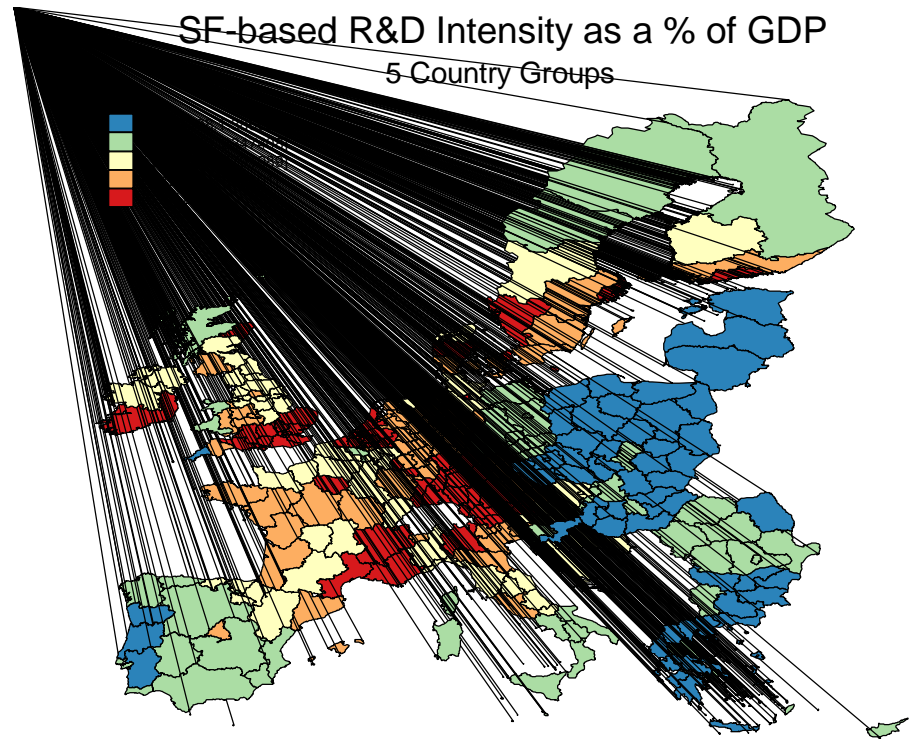
Source: JRC/IPTS



Funding Distribution of 7th FP and SFs



Source: JRC/IPTS



Source: JRC/IPTS



European
Commission

S2E Web

S3 Targeted Support

[RIS3 in REMTh](#)

[Rural Innovation](#)

Stairway to Excellence

[What is Stairway to](#)

[Excellence](#)

[National Events](#)

[Country & Region](#)

[Information](#)

[Synergies Examples](#)

[Instruments, Platforms &](#)

[Concepts](#)

[Relevant Initiatives](#)

[Reference Documents](#)

[FAQ on S2E](#)

Latest News

CALL FOR CONTRIBUTION

S3 Targeted Support

CALL FOR CONTRIBUTION to forthcoming S2E events

Latest S2E activity

S3 Targeted Support

Latest publications available on-line

UPCOMING S2E National Events

Stairway to Excellence

What is Stairway to Excellence

The 'Cohesion Policy and the synergies with the research and development funds: the STAIRWAY TO EXCELLENCE (S2E)' project was launched in 2014 within the Smart Specialisation Platform (S3P).

The **Stairway to Excellence (S2E)** project aims to support [EU13 regions and countries](#) in developing and exploiting the synergies between European Structural and Investment Funds (ESIF), Horizon 2020 (H2020) and other EU funding programmes and:

- Assist them in closing the innovation gap, in order to promote excellence in all regions and EU countries;
- Stimulate the early and effective implementation of national and regional Smart Specialisation Strategies.

[Activities of S2E](#)

[Background for the Project](#)

National Events

[National Events](#) are being organized in [EU13 Members States](#) to:

- Ease understanding of national and regional innovation ecosystems
- Raise awareness to enable synergies between EU funding programmes
- Share experiences in combining Structural Funds and Framework Programme to improve excellence
- Draw lessons for the future and identify follow-up actions to enhance potential synergies

Country & Region Information

Quantitative and Qualitative information are produced for [EU13 regions and countries](#):

- [National and Regional Fact & Figures](#) aim to draw the European profile of a country/ region with statistical and financial information coming from the EU's 7th Framework Programme and Structural Funds dedicated to research and innovation.
- [S2E Country Reports](#) provide further analysis on selected policy issues that affect optimal use and the combination of key EU funds for R&I and offer country-tailored policy suggestions aiming to tackle the weaknesses identified in the analysis.



BG HR CY CZ EE HU LV LT MT PL RO SK SI

S3 Targeted Support

S2E organizes National Events in all EU13 Member States

Related Links

Smart Specialisation Platform (S3P) [HomePage](#), and specifically:

- S3 Platform Membership Registered Countries and Regions

- Eye@RIS3

- [Eye@RIS3 Specialisation Mapping](#)

- [Guides related to aspects of the S3](#)

[DG REGIO HomePage](#)

Contacts

Contact the [S2E email box](#)

Know the [S2E Team members](#)

More Specific contacts are available for the respective [registered Member States on S3P](#), for instance:

- [H2020 National Contact Points](#)

- [European Enterprise Network branches](#)

Synergies examples

[Synergies examples](#) are provided in which SF/ ESIF and FP7/ H2020 funds have been combined in order to amplify the R&I investments and their impact, using different forms of innovation and competitiveness support, or carrying innovative ideas further along the innovation cycle or value chain to bring them to the market.

Instruments, Platforms & Concepts

Fiches are being made available on a selection of [European instruments/ platforms/ concepts](#) that can be considered as facilitators especially for "downstream activities", to exploit and diffuse results from earlier programming period (FP7) and current one (H2020), and as key elements in monitoring the implementation of synergies in their various forms.

Relevant Initiatives, Projects and Platforms

Beyond the Reference Documents (below) and Related Links (left), there are a number of [Relevant Initiatives, Projects and Platforms](#) for Cohesion Policy and the synergies with the research and development funds.

Reference Documents

We gather [Reference Documents](#) relevant to Cohesion Policy and the synergies with the research and development funds, including guidance for Policy-Makers, Implementing Bodies and Beneficiaries of EU Funds and instruments issued by the European Commission or other bodies.

FAQ

[Frequently Asked Questions](#) relate to practical application of the Guidance on synergies between ESIF, Horizon2020 and other research, innovation and competitiveness-related Union programmes.

A [list of acronyms](#) is also available.

Events

Publications



Valsts izglītības attīstības aģentūra

JOINT STATEMENT OF THE NATIONAL EVENT OF LATVIA "The Synergies with Research and Innovation Funds"

organised by

European Commission, Joint Research Centre (Stairway to Excellence Initiative)
Latvian State Education Development Agency
15 April 2015, Riga-Latvia

1. Consensus for Better Coordination & New Opportunities
2. Upstream activities
3. Downstream activities
4. The Way Forward

Key Issue 2: The need for improved research collaboration with the Central and Western European countries (EU15).

Potential Actions: e.g. enhancing the network & learning (and adapting) from good practices across Europe.

Key Issue 5: Low rate of participation in international research collaboration
Key Issue 6: Long-term availability (sustainability) of ESIF

Potential Actions: e.g. establishment of incubation centres, enhanced autonomy for public universities, institute-dedicated budget, alignment of national funds and performance-based funding.

Thank you!



<http://s3platform.jrc.ec.europa.eu>

JRC-IPTS-S3PLATFORM@ec.europa.eu

JRC-IPTS-S2E@ec.europa.eu