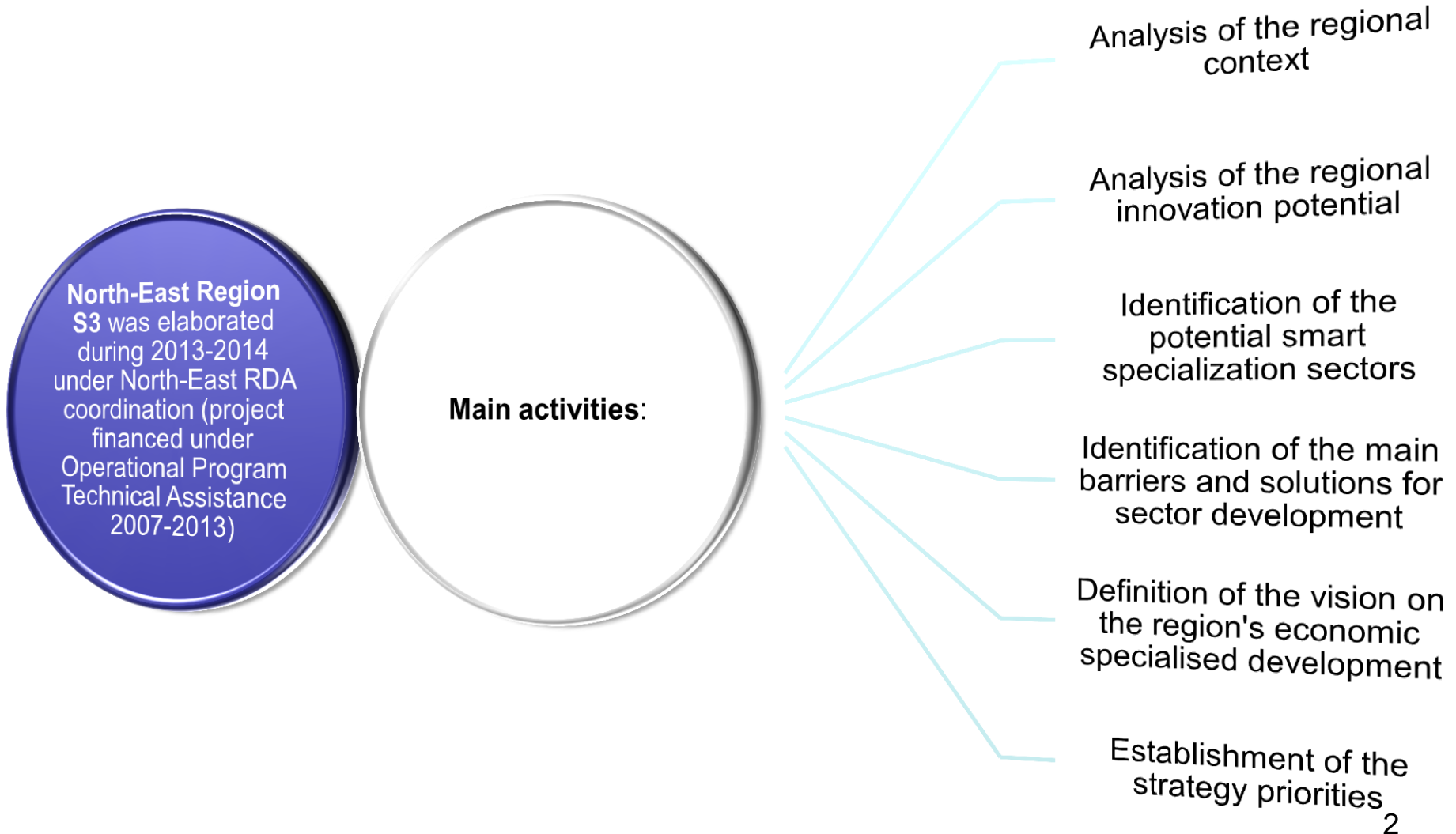


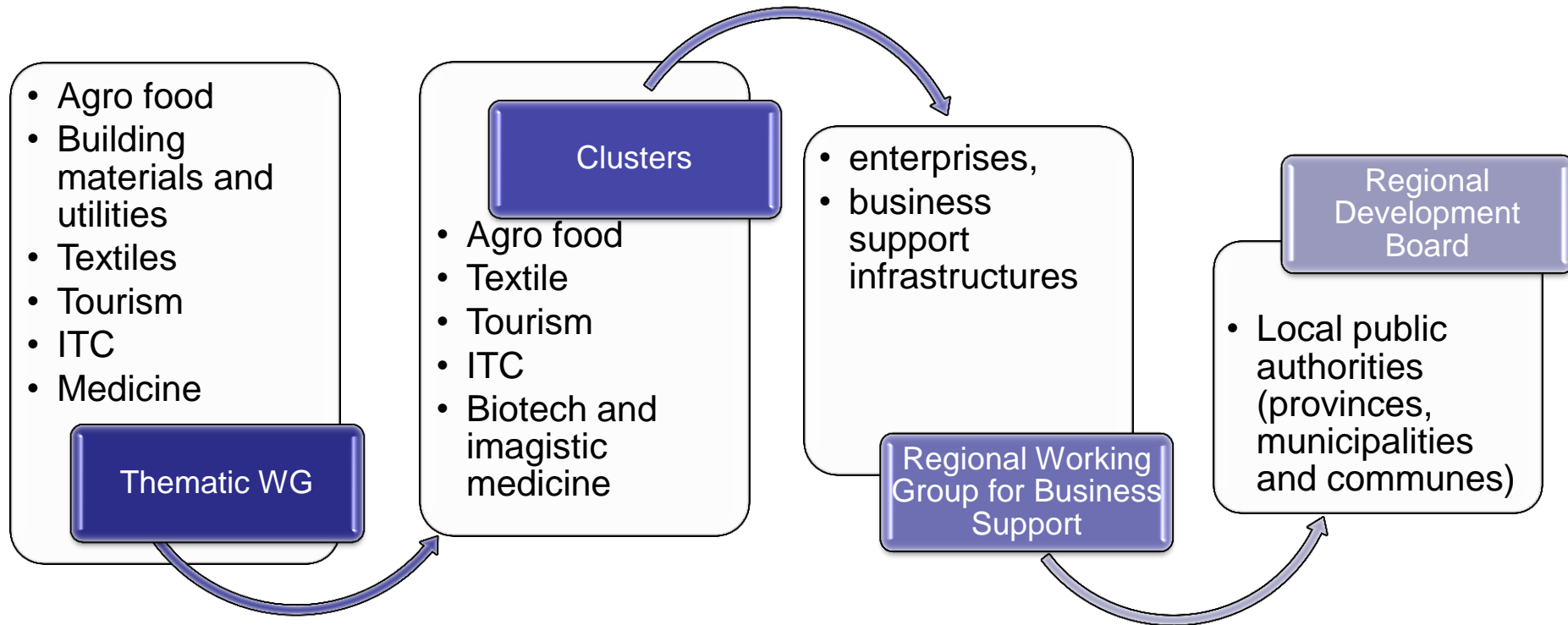
# North-East Region of Romania



# RIS3 development framework



# RIS3 development framework



# Strategic vision of our RIS3


North-East Region creates, transfers and implements innovation in a systemic manner, mainly in 4 key sectors

**agro food**

**textiles & clothing**

**IT&C**

**biotechnologies**



These fields of smart specialization

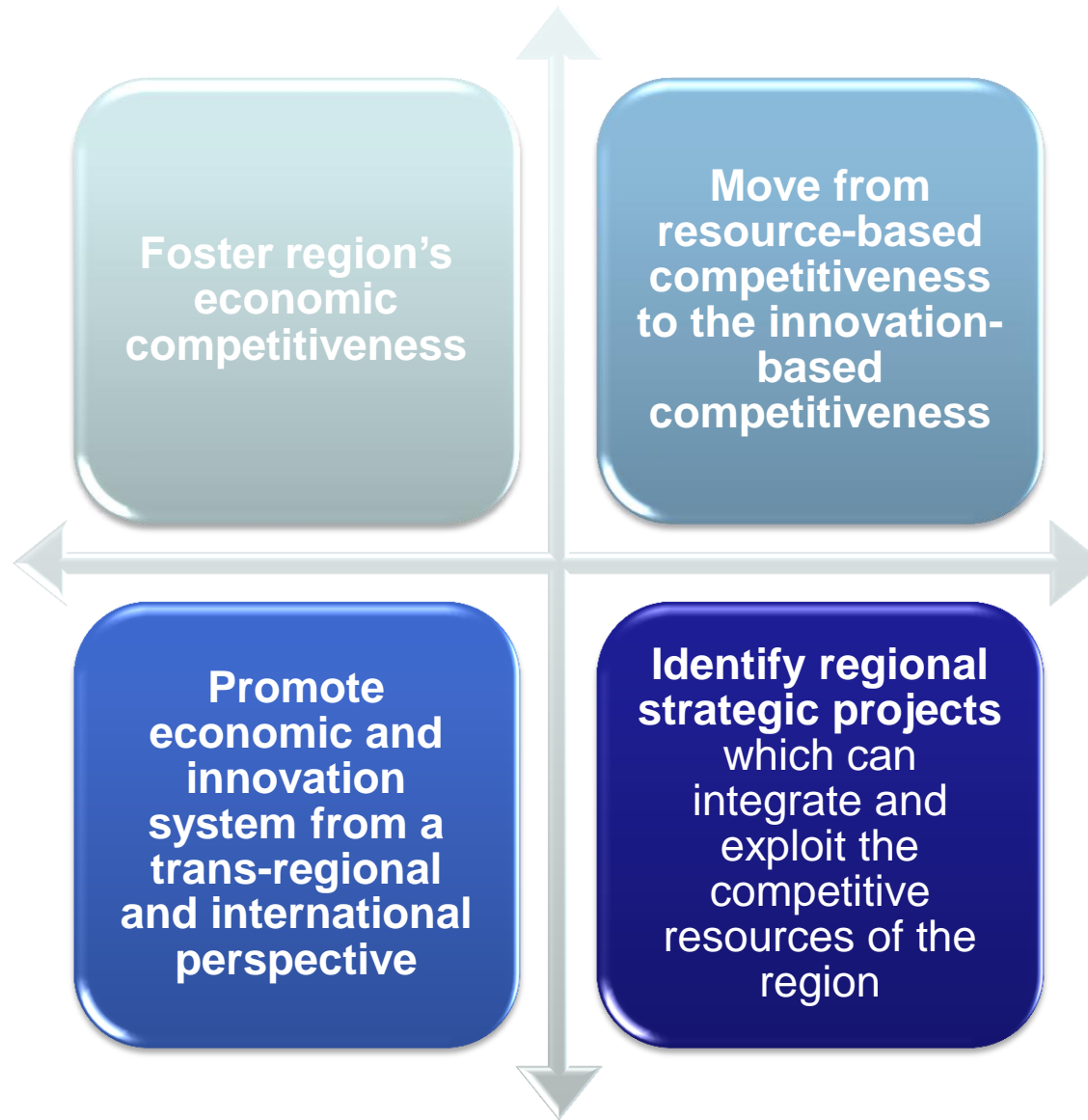
transform local resources in products with high added value,

have catalyst and multiplication effects towards other branches of the regional economy,

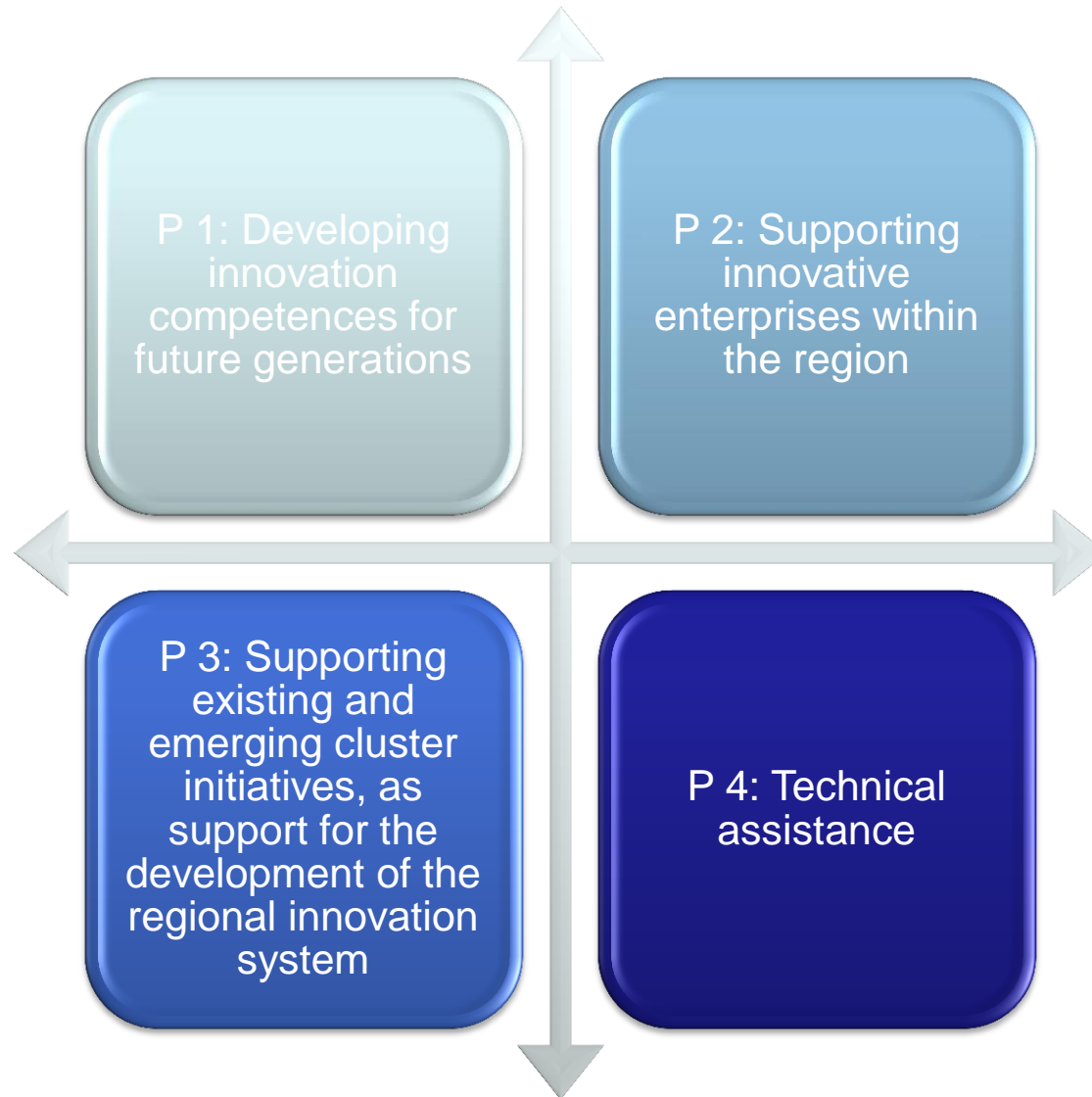
are highly competitive at global level,

ensure regional economy' sustainable effect.

# Our RIS3 Main objectives



# Our RIS3 priorities



# Our sectorial fields of specialization:



## Agro food:

- bio products,
- ingredients for bakery industry,
- agro mecatronics,
- biomass



## Biotechnologies:

- bio fertilizers,
- biodiesel,
- microfibers,
- medicines from bio synthesis,
- bionic hand,
- clinical studies



## Clothing and textile:

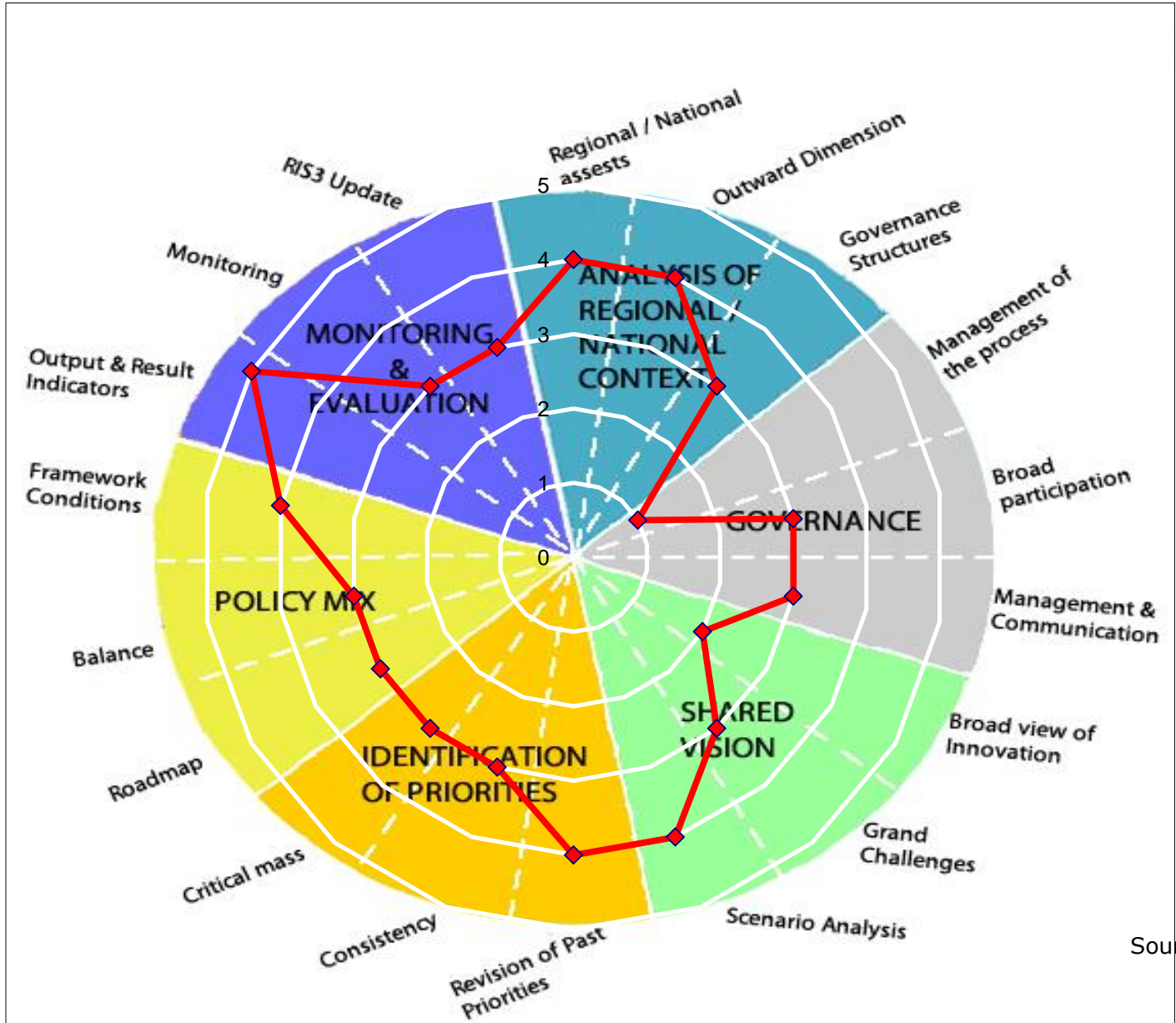
- fast-fashion,
- design and creativity,
- accessories



## TIC:

- niche specialization,
- creative industries,
- networks of the future,
- internet services,
- software,
- integrated systems design,
- personal and health systems,
- accessible TIC

# Our self-assessment



Source: S3 Platform/EURADA



# RIS3 North-East state of play - 2016



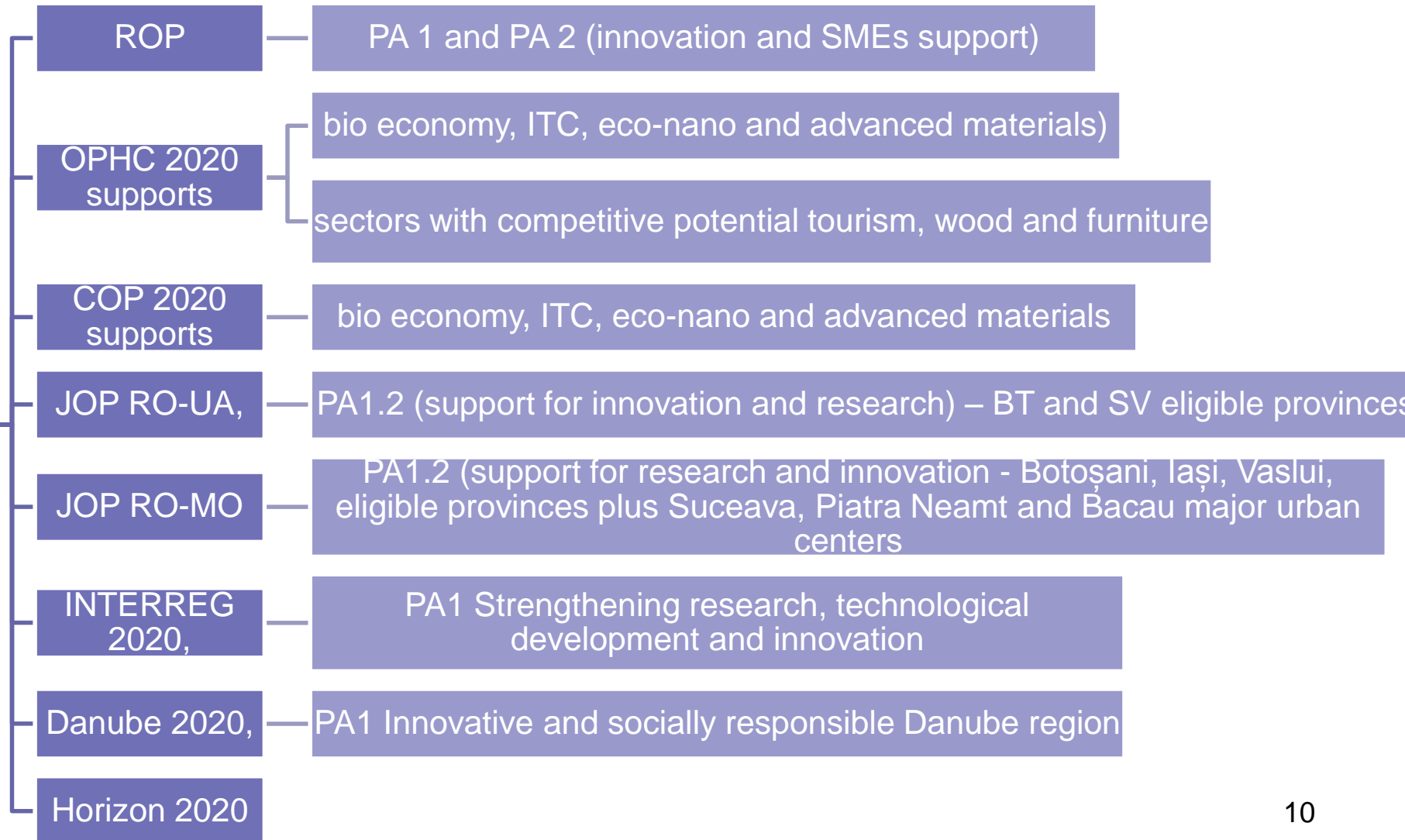
RIS3 included in RDP North-East 2014-2020 (approved in Dec 2014)

RIS3 correlated with NSC in the following national fields with competitive potential: ITC, tourism, textile, wood & furniture, textile, agro food, biotechnologies

RIS3 correlated with NSRDI 2020 in the following S2 national sectors: bio economy, ITC, eco-nano-technologies and advanced materials

# RIS3 North-East state of play

RIS3 criteria included for project selection in



# State of play - innovative projects in North-East Romania

InforEuro februarie 2016		4.54							
		La 1 octombrie 2013		La 16 februarie 2016					
Program	Nr. Proiecte	Valoare asistenta nerambursabila contractata (LEI)	Valoare asistenta nerambursabila contractata (Euro)	Nr. Proiecte	Valoare asistenta nerambursabila contractata (LEI)	Valoare asistenta nerambursabila contractata (Euro)	Crestere nr. proiecte (%)	Crestere sume atrase (%)	
POS CCE (Axele 1, 2, 3)	278	503,730,779.54	110,953,916.20	586	861,937,563.50	189,854,088.88	110.79%	71.11%	
POS DRU	276	1,150,946,047.03	253,512,345.16	365	2,242,818,707.68	494,012,931.21	32.25%	94.87%	
POR 2007-2013 (Axa 4)	252	279,882,421.37	61,648,110.43	327	366,723,604.96	80,776,124.44	29.76%	31.03%	
DMI 4.1	7	130,098,471.39	28,656,050.97	17	167,736,174.27	36,946,293.89			
DMI 4.3	245	149,783,949.98	32,992,059.47	310	198,987,430.69	43,829,830.55			
SEE (inovare)	5	31,349,462.72	6,905,168.00	6	39,247,546.36	8,644,834.00	20.00%	25.19%	
INTERREG IVC (inovare)	4	6,308,834.53	1,420,748.68	4	6,308,834.53	1,420,748.68	0.00%	0.00%	
PNCDI (PN II, Capacitati / Granturi ptr Cercetare 2008 in continuare)	6	7,641,000.00	1,683,039.65	206	18,418,674.25	4,056,976.71	3333.33%	141.05%	
<b>Total (programe marcate cu</b>	<b>821</b>		<b>436,123,328.12</b>	<b>1,494</b>		<b>778,765,703.91</b>	<b>81.97%</b>	<b>78.57%</b>	

# RIS3 North-East state of play

Sector	No proposed projects	Total value proposed (Euro)	No implemented projects	Total value attracted (Euro)
Textiles	8	2.756.800	3	964.836
Biotechnologies	5	26.143.500	3	18.106.413
IT&C	5	16.438.000	1	732.445
Agrofood	9	25.270.000	0	0
<b>Total</b>	27 projects	<b>70.608.300*</b>	7	<b>19.803.694</b>

## Financing sources proposed:

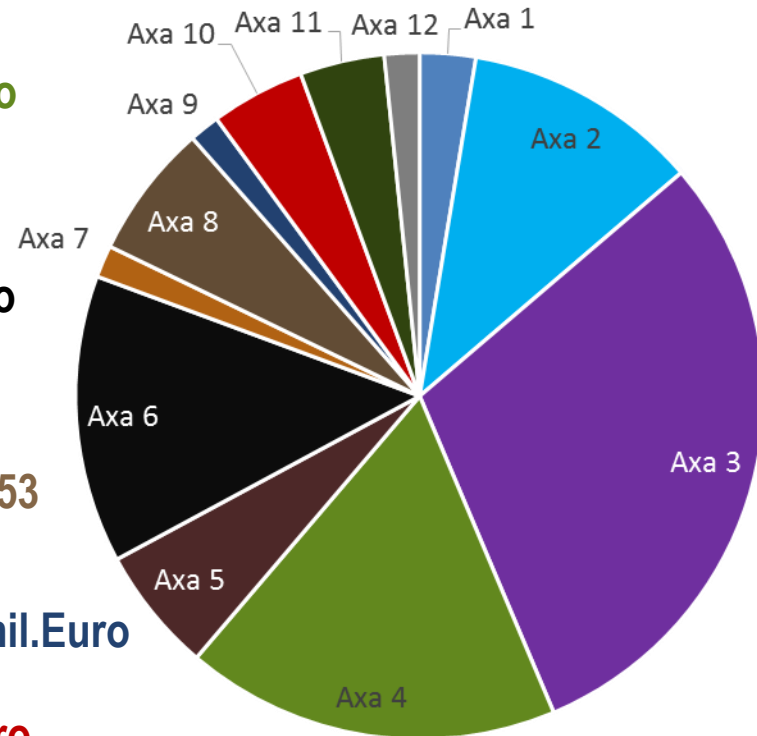
- 55.166.800 Euro = SOP IEC 2007-2013 si COP 2014-2020
- 12.298.000 Euro = HCOP 2014-2020
- 3.000.000 Euro = NPRD 2014-2020
- 143.500 Euro = NIP II (state budget)

## Financing sources attracted:

- 19.670.361 Euro = SOP IEC 2007-2013 (PA 1 and 2)
- 133.333 Euro = NIP II (state budget)

# ROP 2014-2020

<b>Axa 1</b>	Technological transfer = 175.53 mil.Euro
<b>Axa 2</b>	SMEs Competitiveness = 744.68 mil.Euro
<b>Axa 3</b>	Energy efficiency 2,003.38 mil.Euro
<b>Axa 4</b>	Urban development=1,178.83 mil.Euro
<b>Axa 5</b>	Cultural patrimony=394.49mil.Euro
<b>Axa 6</b>	Road infrastructure = 907.45 mil.Euro
<b>Axa 7</b>	Tourism = 101.06 mil.Euro
<b>Axa 8</b>	Health and social infrastructure= 425.53 mil.Euro
<b>Axa 9</b>	Disadvantaged communities= 95.75 mil.Euro
<b>Axa 10</b>	Education infrastructure = 296.7 mil.Euro
<b>Axa 11</b>	Cadaster = 265.96 mil. Euro
<b>Axa 12</b>	Technical assistance= 110.64 mil.Euro



**Indicative financial allocation  
EFDR Total 6,700 mil. Euro**

# Objectives RIS3 Support to lagging regions



Enhance regional capacity to improve content and monitor RIS3

Optimize the entrepreneurial discovery process, based on defined regional value chains and propose sustainable mechanisms for RIS3 NE projects' identification and development

Assess the demand for the ITT services in the region and propose a roadmap for increasing the capacity and efficiency of the existing ITT structures

Propose and test mechanisms for improving linkages between academia and industry

Identify barriers in the full exploitation of the NE economic advantage and in innovation potential (legal, administrative and technical) – define the RIS3 development model for NE

Identify relevant regional national and EU partners that can be involved to address these barriers

**Thank you for your attention!**

**Tel 004 0233 218071**

**Fax 004 0233 218072**

**E-mail: [adrnordest@adrnordest.ro](mailto:adrnordest@adrnordest.ro)**

**[www.adrnordest.ro](http://www.adrnordest.ro)**