

Assessment of Smart Specialisation Strategies Implementation and Impact

The European Commission's
science and knowledge service
Joint Research Centre



European
Commission

Results and impact: Growth and Jobs in Portugal

José Caldeira

19 November 2020

Results and impact: some macro-economic indicators

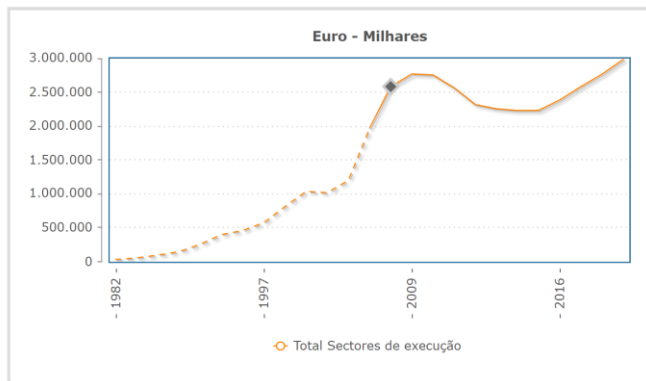
Indicator	Unit	2005	2010	2014	2015	2016	2017	2018	2019
GDP (M€ curr. prices)	M€ current prices)	158 553	179 611	173 054	179 713	186 490	195 947	205 184	213 301
GDP per person employed	€	31 413	36 667	38 461	39 509	40 495	41 195	42 161	43 415
Gross Value Added	M€ current prices)	137 486	157 971	151 136	156 517	161 993	169 642	177 466	184 531
Exports of Goods and Services	M€ current prices)	43 255	54 386	70 350	73 838	75 685	84 217	89 550	93 477
Exports of Goods and Services	% GDP curr. prices	27,3	30,3	40,7	41,1	40,6	43,0	43,6	43,8
Inward FDI: net values	M€ current prices)	1 797	2 199	3 686	6 877	4 577	6 669	5 753	7 356
Unemployment Rate (% labour force)	% labour force	7,6	10,8	13,9	12,4	11,1	8,9	7,0	6,5
Youth Unemployment Rate Aged 15-24 (% labour force)	% labour force	16,2	22,8	34,8	32,0	28,0	23,9	20,3	18,3

Results and impact: some macro-economic indicators

Total R&D investment evolution

2019
Pro 2.986.584,7
Euros - Milhares

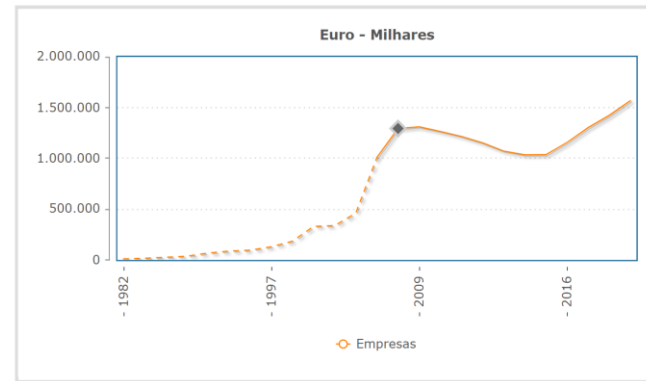
1982
32.627,4
Euros - Milhares



Business R&D investment evolution

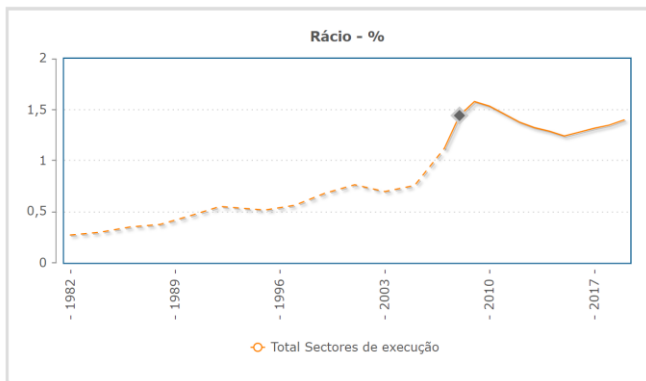
2019
Pro 1.569.040,9
Euros - Milhares

1982
10.193,4
Euros - Milhares



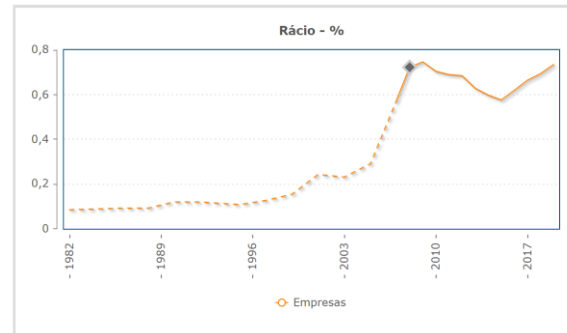
2019
Pro 1,4
%

1982
0,3
%



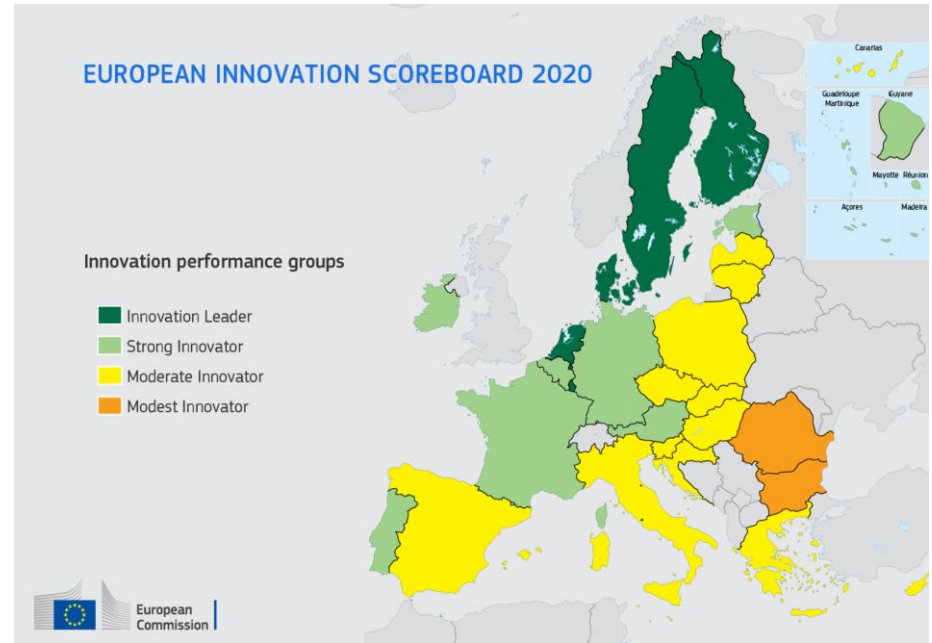
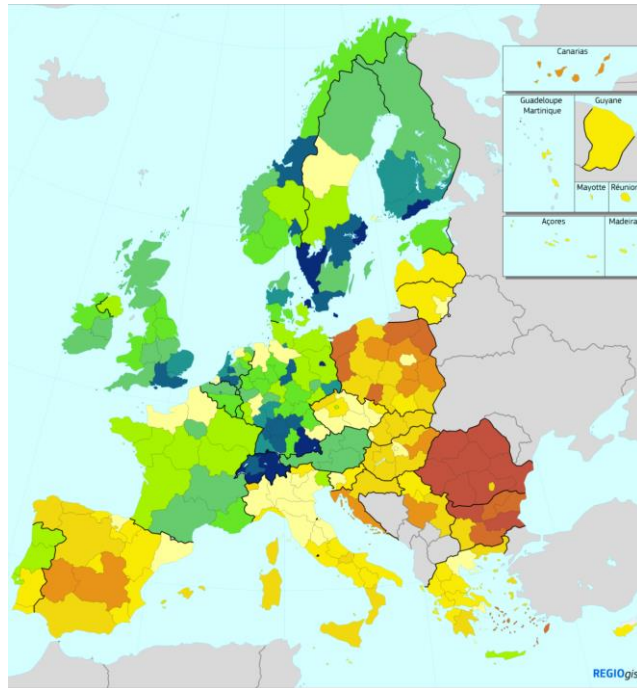
2019
Pro 0,7
%

1982
0,1
%



Results and impact: innovation boost

First, three regions (Norte, Centro and LVT), in 2019, and then the entire country, in 2020, moved from moderate to strong innovators group in the European Innovation Scoreboard



Results and impact: innovation boost

Comparison between companies that benefited from Structural Funds and others similar (QREN 2007-2014):

IAPMEI

Impacto na competitividade das empresas

As empresas que beneficiaram de incentivos, possuem em média:



quando comparadas com empresas idênticas que não acederam aos incentivos

Fonte: Avaliação do Impacto dos Fundos Europeus Estruturais e de Investimento (FEEI) no Desempenho das Empresas

Results and impact: innovation boost

2 years after investment started, 100.000 euros of incentive generated (QREN 2007-2014):

IAPMEI

Eficácia dos Incentivos na competitividade das empresas

Fonte: Avaliação do Impacto dos Fundos Europeus Estruturais e de Investimento (FEEI) no Desempenho das Empresas

Até ao 2º ano após o ano de início do investimento, 100 mil euros de incentivo originam:



Results and impact: some highlights

- Regions and later the country moved to the Strong Innovators group. This was due mainly to innovative SMEs
- There was a significant increase in the number of start-ups and the first unicorns emerged (FARFETCH; OUTSYSTEMS; TALKDESK).
- A significant number of foreign companies invested in Portugal, moving from labor intensive to knowledge intensive sectors and/or activities (from “manufacturing” into engineering and R&D)