



EU Funding Facts & Figures

Lithuania

National event of Lithuania
The Synergies with Research and Innovation Funds:
Stairway to Excellence
Vilnius, 30 October 2015

Nicholas Harrap

European Commission, JRC-IPTS

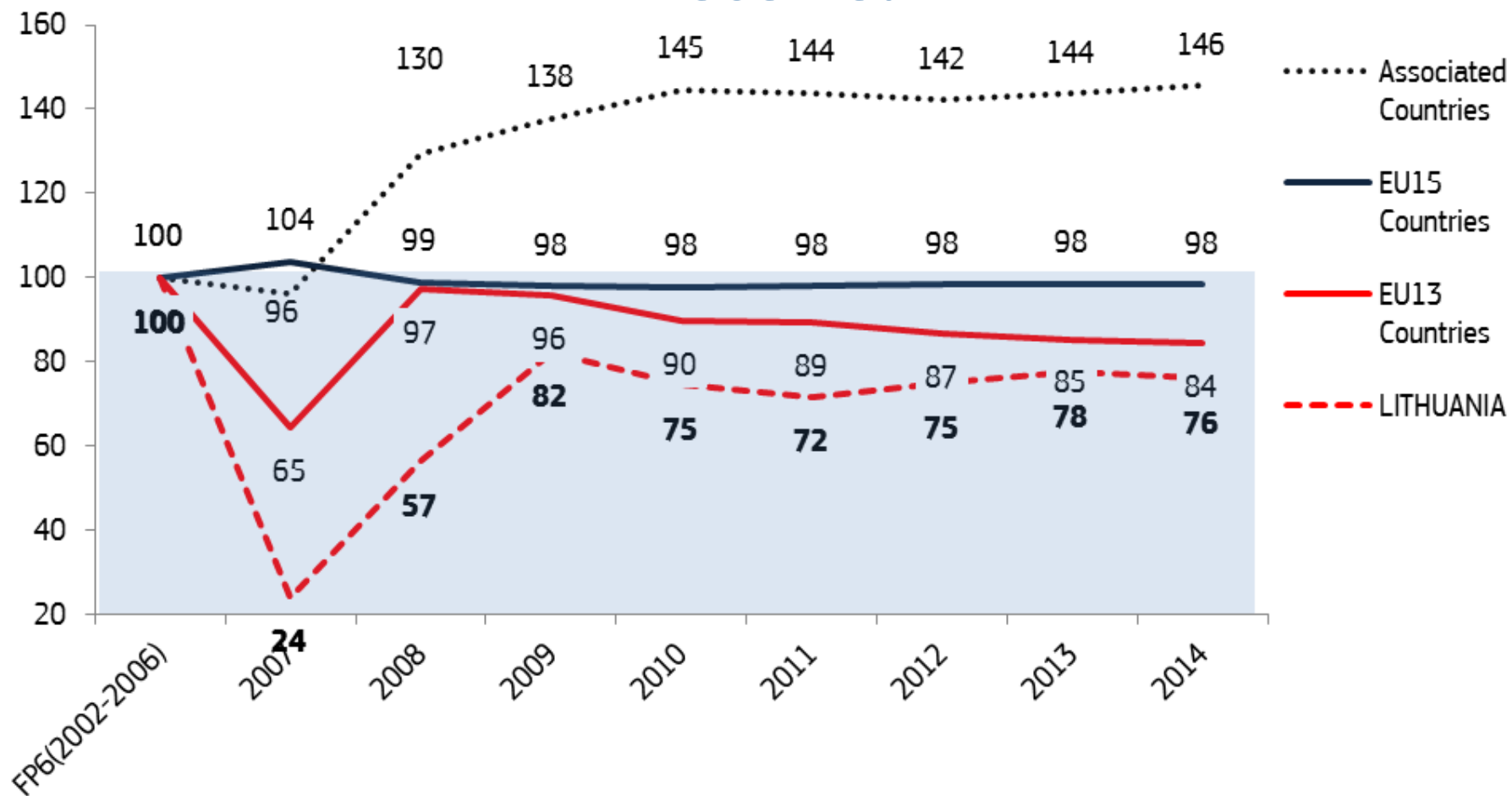
Content

- *Main characteristics in terms of RTDI funding*
- *The FP specialisation profile*
- *The FP funding users and collaboration profile*
- *Structural fund characteristics*

Main characteristics in terms of EU funding absorption

- The level of R&D expenditure based on GDP in Lithuania (0.95%) is lower than the EU13 average (1.05%) and the EU15 countries (2.09%).
- The FP7 financial contribution per inhabitant (17.4€/inhabitant) is similar to the EU13 average (17.8) and remains far below the EU15 average (95.2) [416 participations & 28 project coordinations].
- LT share of FP7 budget decreased compared to FP6
- Total RTDI SF allocated to project was 1176.7 M€ (for 2007-2013)
- Represented 374.4€/inhabitant

Evolution of the share of EU FP contribution received

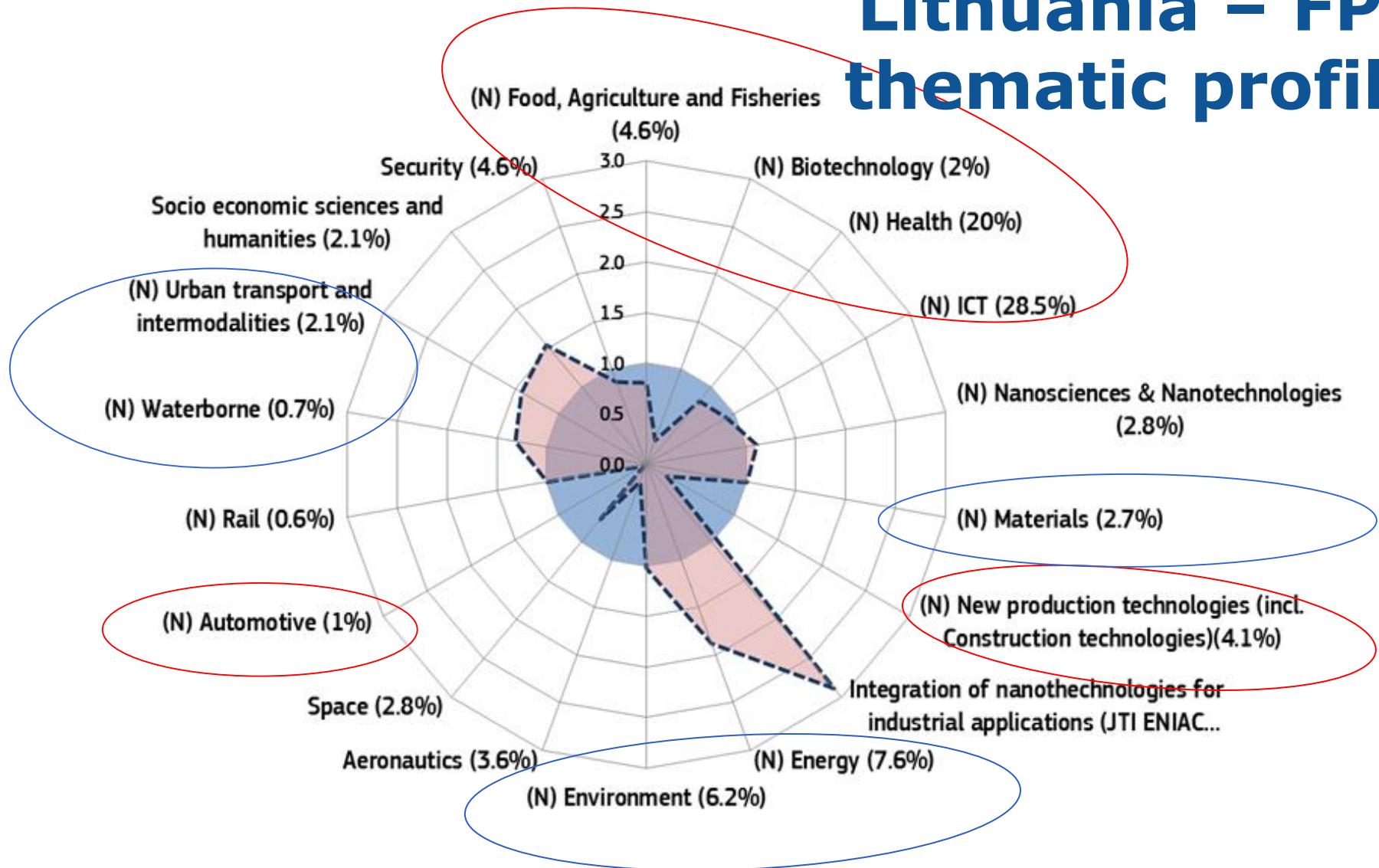


The FP specialisation profile

✓ *Specialisation areas and FP*

- Among specialisation areas chosen in the RIS3 strategy, 12 are aligned with the FP7 specialisation profile.
- In terms of funding, ~79% of the FP7 funding can be estimated as being aligned to specialisation areas

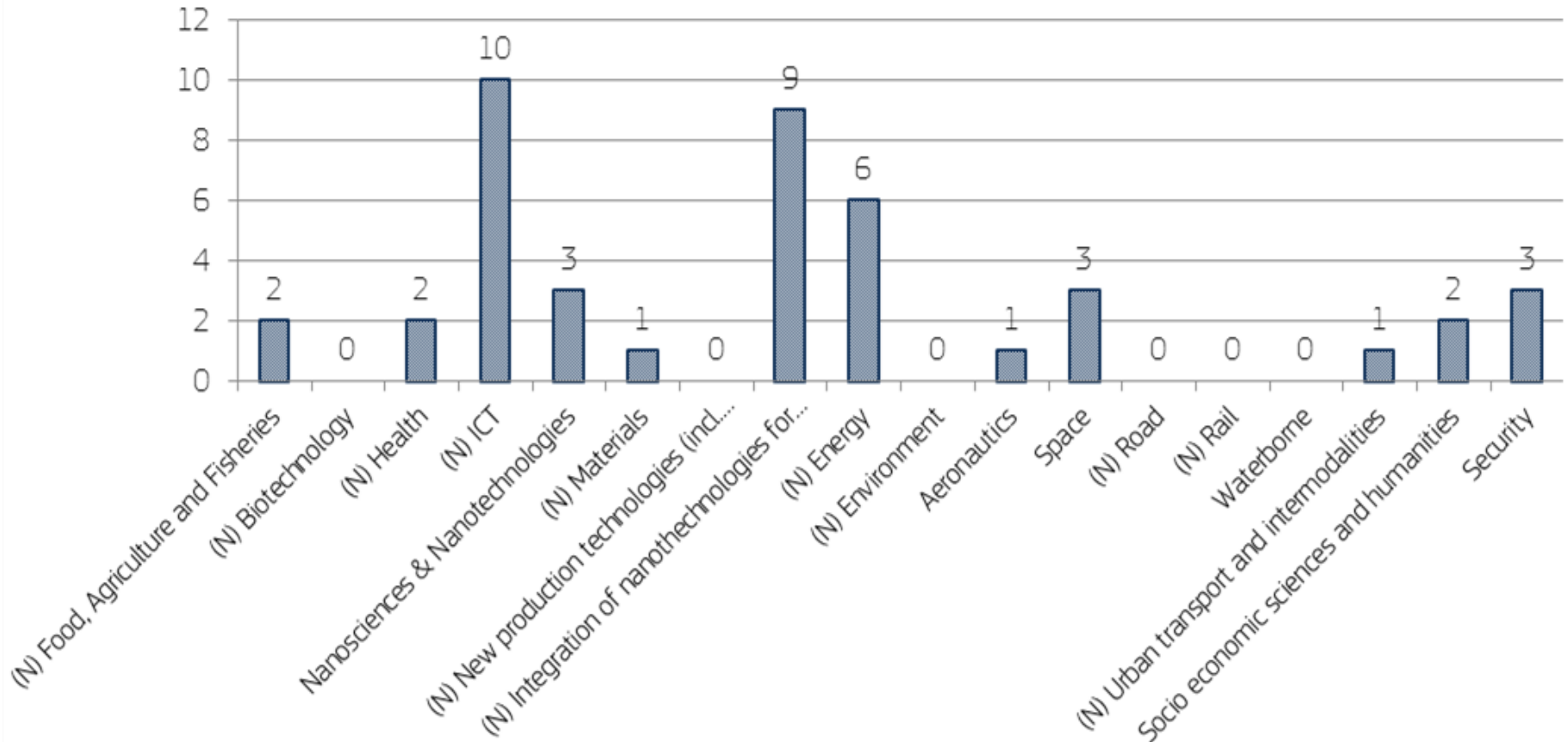
Lithuania – FP7 thematic profile

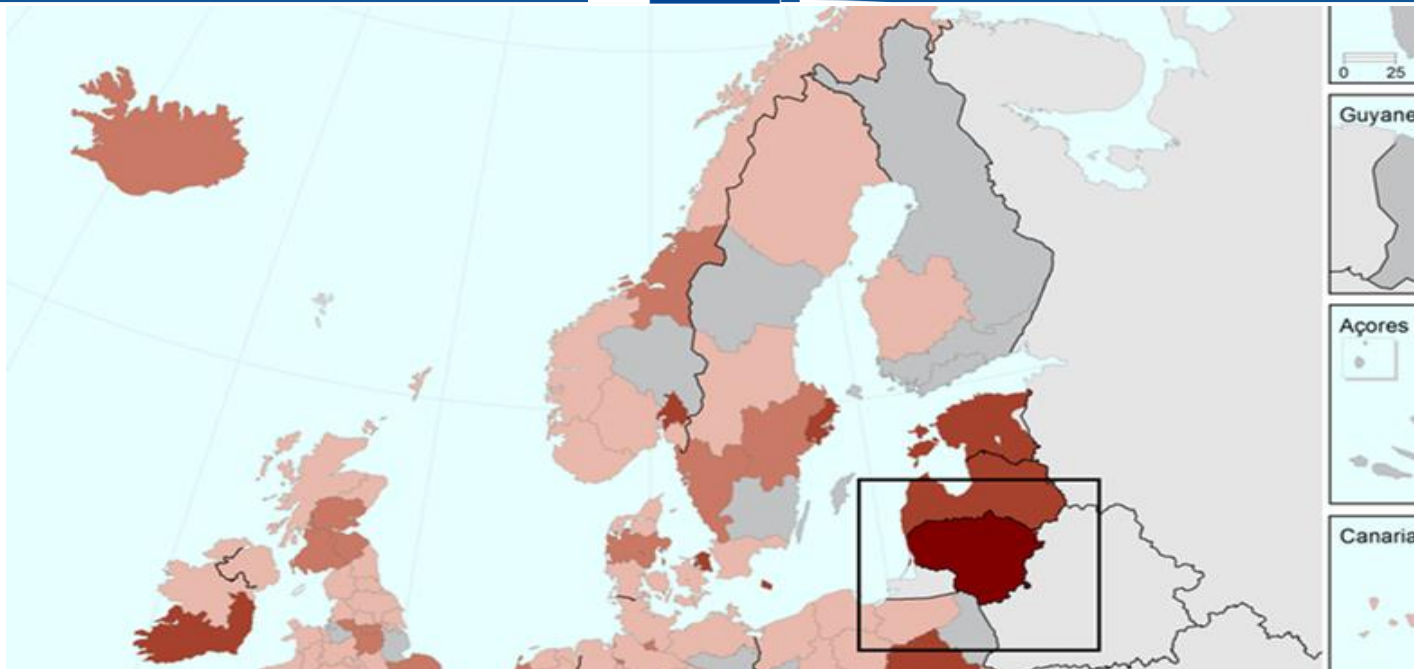


The EU funding users profile

Number of SMEs in FP7 research themes for Lithuania

(N:) National smart specialisation area chosen



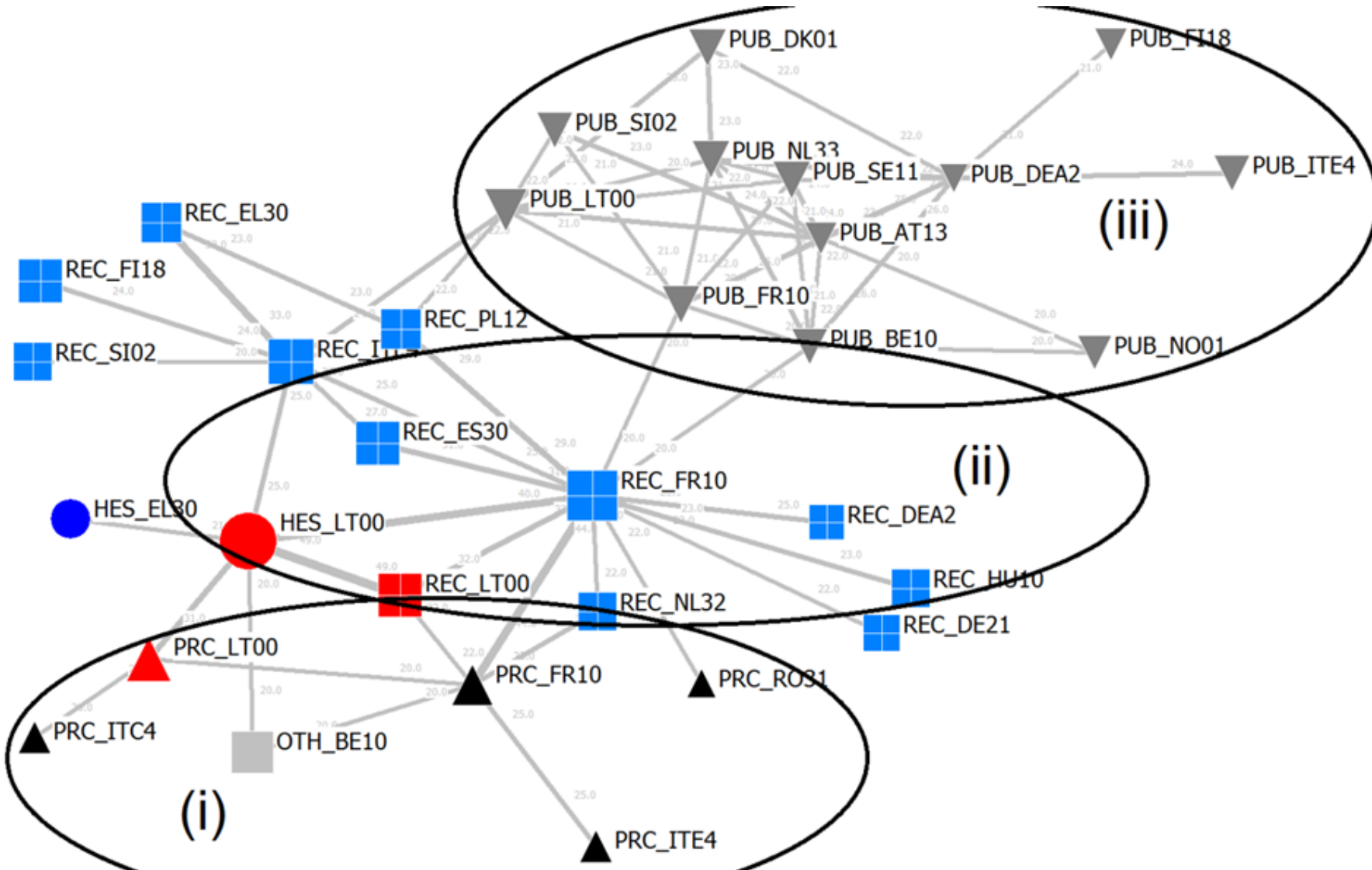


	Code	Region	Nbr of Collaborations
1	FR10	Île de France	121
2	ES30	Comunidad de Madrid	84
3	BE10	Région de Bruxelles-Capitale	82
4	ITE4	Lazio (Roma)	82
5	EL30	Attiki (Athens)	73
6	DK01	Hovedstaden	72
7	HU10	Közép-Magyarország	69
8	AT13	Wien	68
9	SE11	Stockholm	66
10	PL12	Mazowieckie (Warsaw)	64



Main collaboration network of Lithuania in FP7

- HES_AF
- HES_AL
- HES_AT12
- HES_AT13
- HES_AT22
- HES_AT31
- HES_AT32
- HES_AT33
- HES_AU
- HES_BA
- HES_BO
- HES_BE10
- HES_BE21
- HES_BE23
- HES_BE24
- HES_BE31
- HES_BE33
- HES_BE35
- HES_BG32
- HES_BG33
- HES_BG41
- HES_BG42
- HES_BR
- HES_BT
- HES_BY
- HES_CH01
- HES_CH02
- HES_CH03
- HES_CH04
- HES_CH07
- HES_CN
- HES_CY00
- HES_CZ01
- HES_CZ02
- HES_CZ03
- HES_CZ05
- HES_CZ06
- HES_CZ08
- HES_DE11
- HES_DE12
- HES_DE13
- HES_DE14
- HES_DE21
- HES_DE23
- HES_DE24
- HES_DE25
- HES_DE26
- HES_DE30



Main characteristics in terms of SF

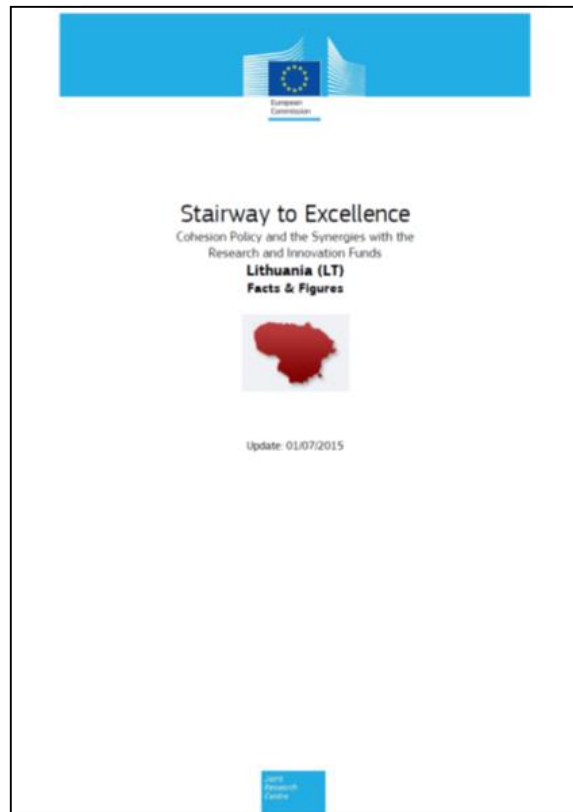
- 35.6% of funds in the Economic Growth OP and 12.1% in the Human Resources Development OP were earmarked for research and innovation
- In terms of funding absorption, Lithuania consumed almost all the envelope dedicated to research and innovation in both national OPs (97.2%).
- However, there are variations in terms of what was originally programmed in the OP and what has finally been allocated among the priorities
- The Promotion of Cohesion OP (ERDF and CF) does not have any RTDI priority themes.

Priorities 2007-2013 Economic Growth and Human Resources Development OPs	M€ allocated	Absorption rate
R&TD activities in research centres (01)		
R&TD infrastructure ...(02)	323.1	118.7 %
Technology transfer... (03)	22.7	47.0 %
Assistance to R&TD, particularly in SMEs (04)	51.4	76.2 %
Advanced support services for firms(05)	77.0	123.9 %
Assistance to SMEs for the promotion of environmentally-friendly products and processes (06)		
Investment in firms linked to R&I (07)	65.7	70.5 %
Other investment in firms (08)	177.9	114.1 %
Other measures to stimulate research and innovation and entrepreneurship in SMEs (09)	339.8	86.0 %
Total R&I activities in OP (Economic Growth)	1 057.6	96.6 %
Developing human potential in the field of R&I (74) (HR OP)	119.1	102.7 %
Overall RTDI	1176.7	97.2 %



European
Commission

Thank you



<http://s3platform.jrc.ec.europa.eu/stairway-to-excellence>