



Czech Republic and EU funding dedicated to R&I

**National event of Czech Republic
Synergies between Research and Innovation Funds:
the Stairway to Excellence
Prague, 3 March 2016**

Mathieu Doussineau

European Commission, JRC-IPTS

Mathieu.doussineau@ec.europa.eu

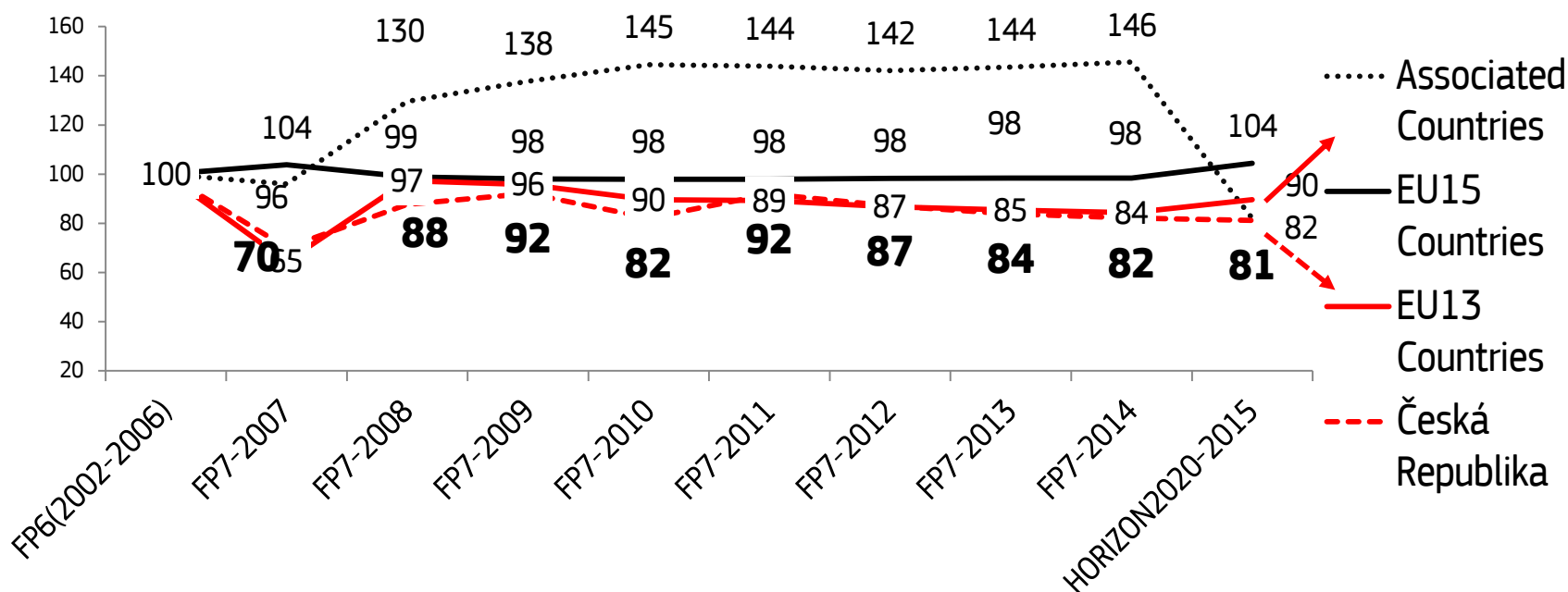
Questions we want to address

- *Is the performance of Czech republic in competition-based programmes (FP7/H2020) in line with its real research capacities?*
- *What are the main characteristics of ESIF allocated to Czech Republic during the previous period and the current one? What can be said in the light of FP/H2020 participations?*
- *What can be learnt from the previous financial period 2007-2013?*

Main characteristics of Czech participation in FP7/H2020

- The level of R&D expenditure based on GDP in Czech Republic (1.91%) is **Higher** than the EU13 average (1.05%) and **slightly lower** than the EU15 countries (2,01%). Czech R&D intensity increased between 2013 and 2014 when remaining stable for EU28 average.
- The Czech FP financial contribution per inhabitant (FP7:3.9 €/inhabitant/year, H2020:4.91, **+26%**) is **Higher than** the EU13 average (FP7:2.54€, H2020:3.45, **+35%**) but remains **far below** the EU15 average (FP7:13.6€, H2020:18.71, **+37%**)
- CZ share of FP7 budget **decreased** compared to FP6 and almost **stabilized** in the first calls of H2020 but remains far below from what it should be.

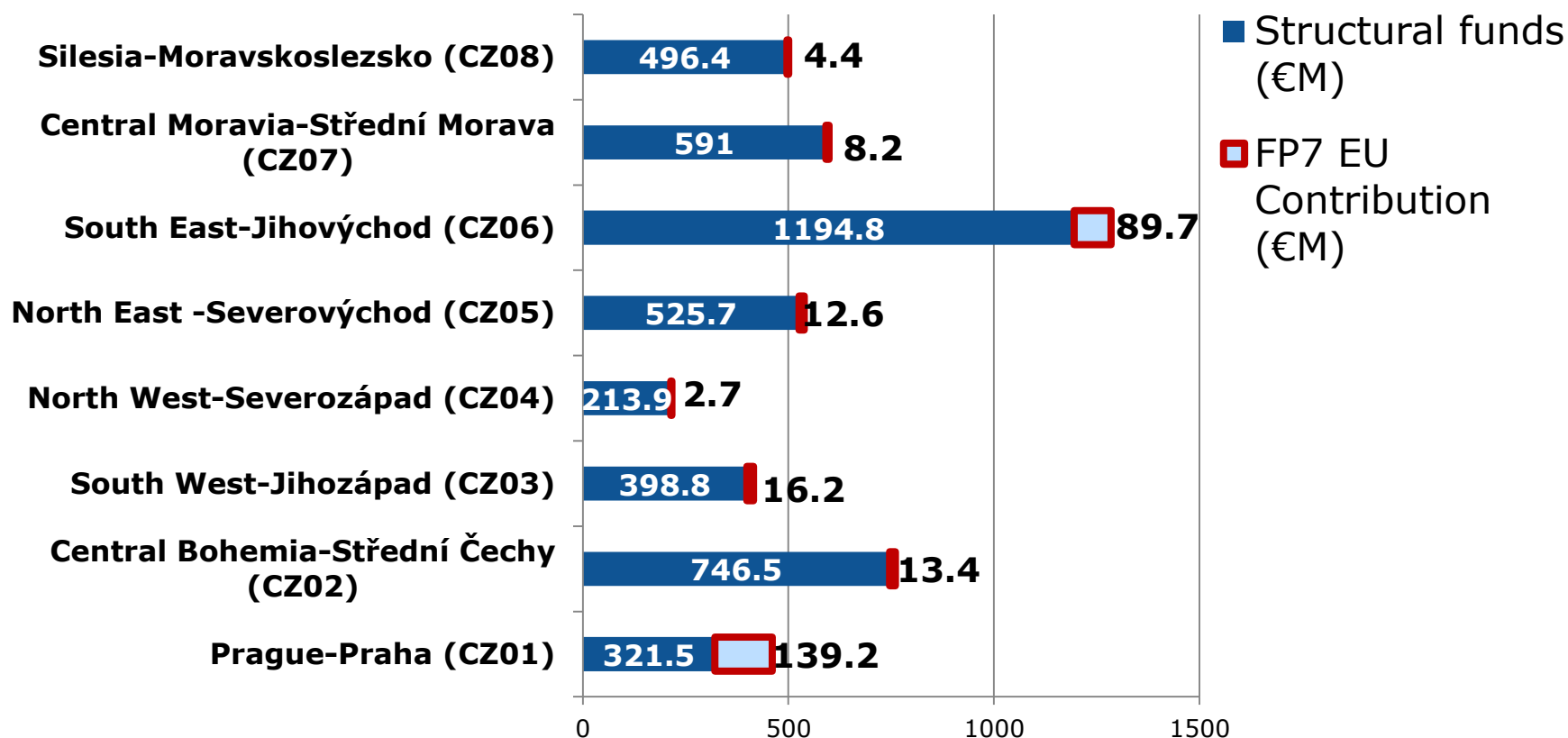
Evolution of the Share of EU FP contribution received



Main characteristics of absorption of ESIF

- During the last financial period, ESIF dedicated to R&I in Czech republic represented **16 times** the amount received by Czech Republic in the FP7 (4,5 €Bn vs 286 €Mln)- this ratio is 1.5 for Spain.
- In terms of funding absorption, Czech Republic has consumed a bit less than the amount dedicated to R&I initially adopted (95% absorption rate) with disparities between activities and OPs
 - Over-consumption in the OP Innovative Economy (104,2%) and
 - Under-consumption in the OP Research & development for innovation (87.2%)

Regional breakdown EU Funding received by Czech Republic between 2007 and 2013



During the period 2014-2020

~€40 billion of the ERDF budget for 11 thematic objectives is allocated to TO1

- Over half of TO1 allocation will be invested in 4 countries: PL, ES, DE and IT.

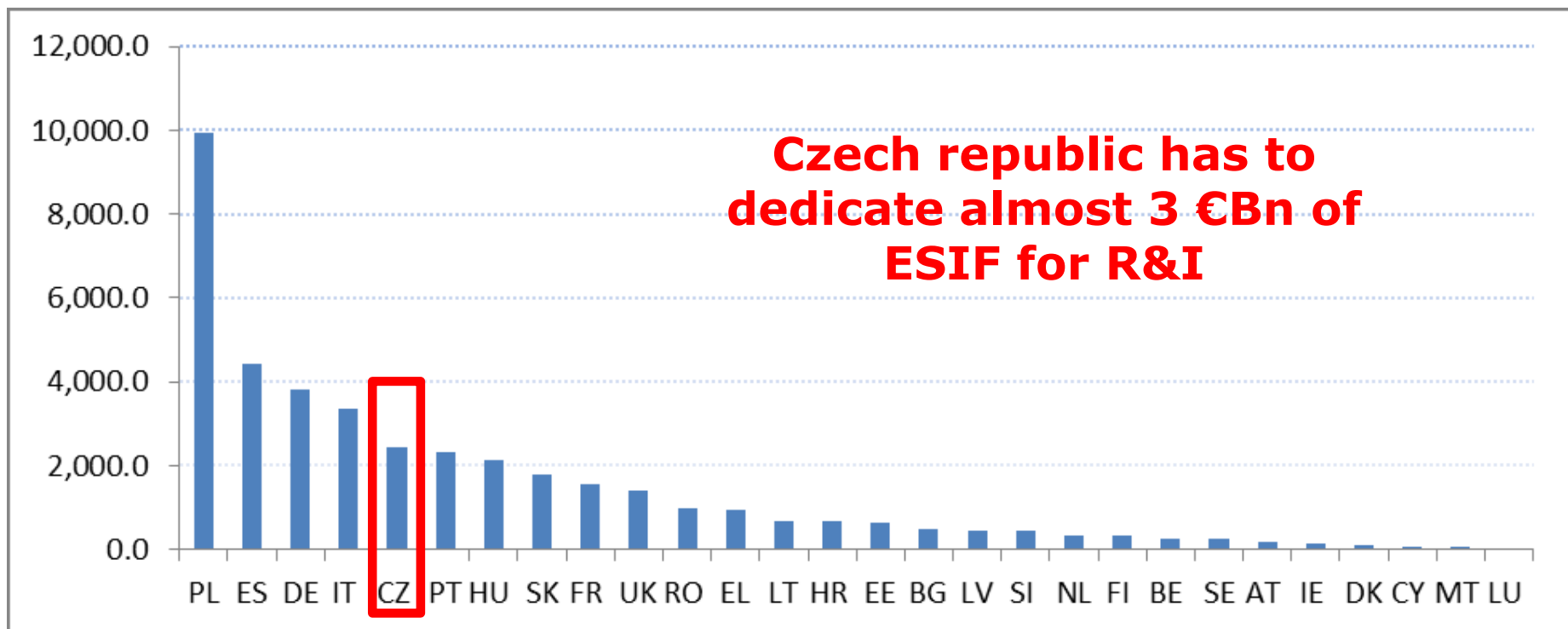
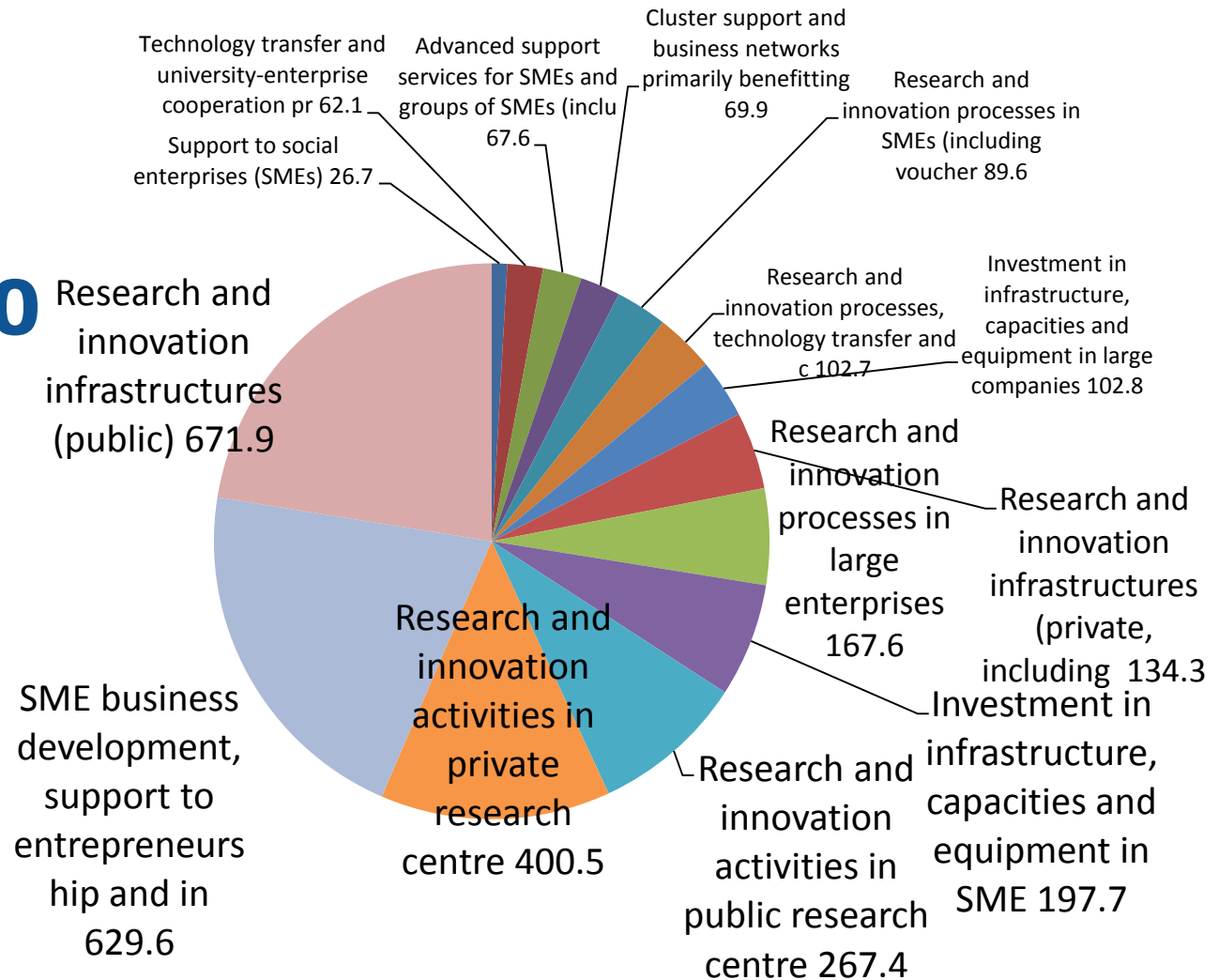


Figure. Financial allocation to TO1 ERDF, (million euros) subject to possible changes until all operational programmes are adopted

ESIF dedicated to R&I 2014-2020

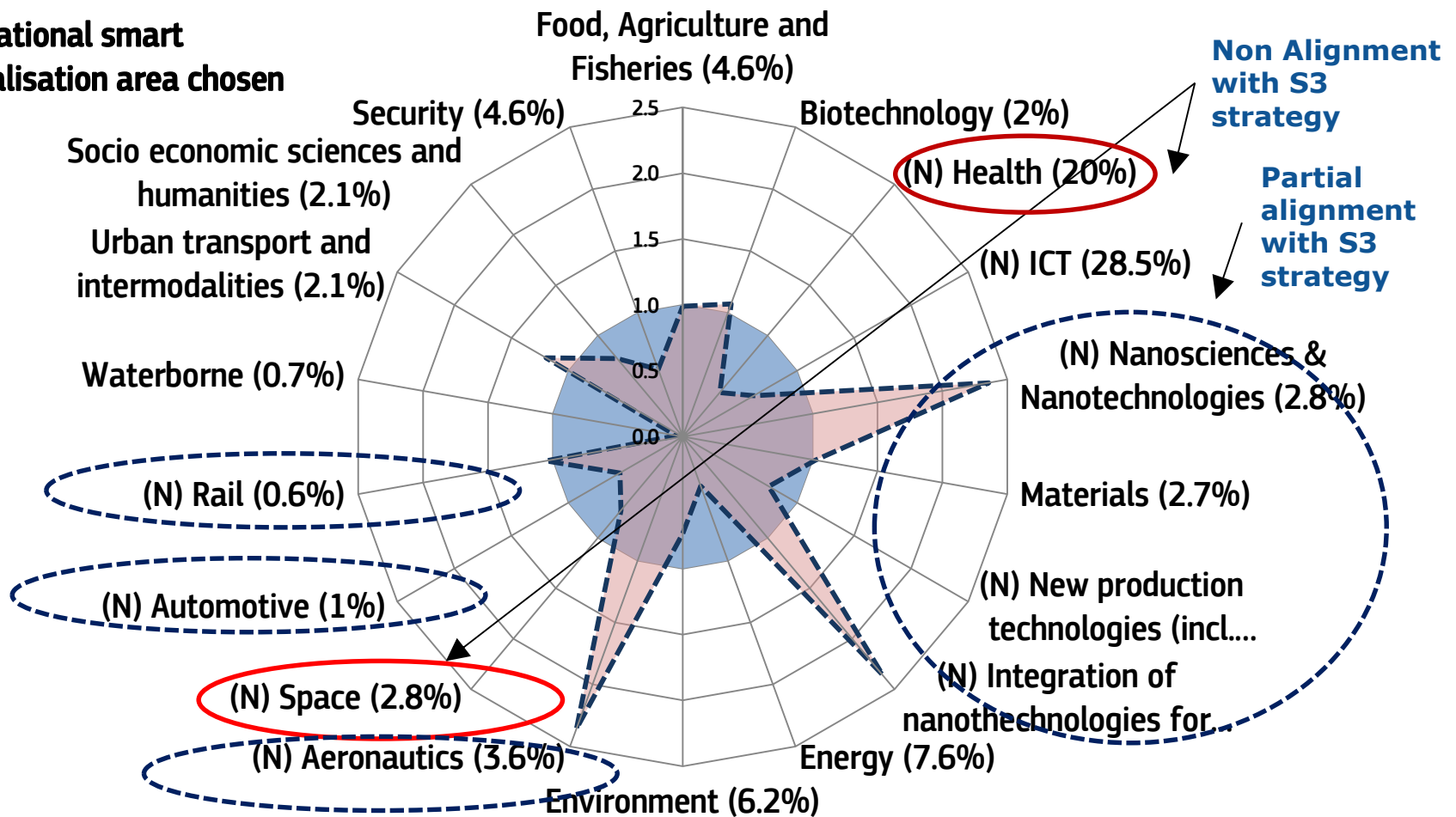
**Where ESIF
should be
allocated ?**



What can be learnt from the previous financial period 2007-2013?

- ✓ ***Smart specialisation strategy is the new element in the picture***
- *Analysis of the participation in the FP7 can bring information about specialisation areas*
 - Among specialisation areas chosen in the RIS3 strategy, 8 are partially aligned with the CZ FP7 specialisation profile.
 - In terms of funding, 63% of the FP7 funding can be estimated as being aligned to specialisation areas

**(N): National smart
specialisation area chosen**



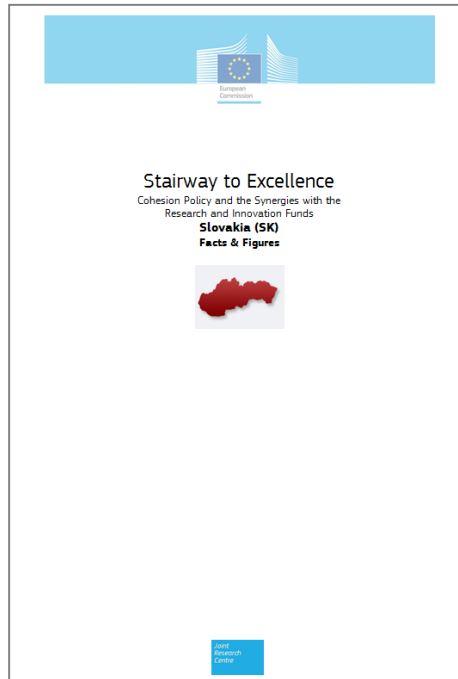
Conclusions and questions

- *Czech Republic is under-performing in FP7/H2020 considering the research capacities and assets of the country. The share of funding in H2020 is still decreasing when the average EU13 is increasing*
- *The situation seems to be similar to the previous period with a competition between the 2 main EU sources of funding for R&I*

Based on what we know from the previous period and knowing the new context of the new period (RIS3 strategies, higher competition in H2020 etc.).

Which policy actions at EU or national level could be implemented in order to favour synergies of Funding?

Thank you



<http://s3platform.jrc.ec.europa.eu/stairway-to-excellence>

Mathieu.doussineau@ec.europa.eu